

2016/17

COBRA
PRODUCT CATALOGUE



The Cobra range gives you even more time to enjoy your garden



COBRA 2016/17

"The most comprehensive range of garden machinery in the U.K."

Cobra Garden Machinery was launched in 2013 and is supported by Henton & Chattell Ltd, giving Cobra Garden the benefit of over 80 years experience in the Garden Machinery and Horticultural Industry.

The Cobra Garden range is constantly expanding and now consists of over 100 products to cover both your domestic and professional requirements. Cobra incorporate a comprehensive range of petrol, electric and cordless lawnmowers, handheld machines and lawncare products.

Cobra Garden products are available across the U.K. throughout a network of approved specialist dealers. Cobra Garden approved dealers have the knowledge and experience to help you purchase the correct Cobra Garden product for your requirements. The dealers will also provide expert after-sales assistance when your Cobra Garden product requires servicing.

Cobra Garden's philosophy is to remain true to their trusted values of Innovation, Quality, Reliability, Value and Customer Service. Cobra Garden work hard to ensure that they offer products and services that continue to be relevant to their customers.

CONTENTS

LAWNMOWER RANGE



CORDLESS RANGE 04 - 07

Cobra 40v Li-ion Cordless Lawnmowers are designed for instant starting with no petrol or cable required. Includes 4 wheel and rear roller options.



CYLINDER RANGE 08 - 11

The 3 models in the Cobra Cylinder Range feature cylinder cutting blades for a beautiful, traditional striped finish to your lawn.



ELECTRIC RANGE 12 - 16

The Cobra Electric Range is lightweight and features powerful motors and rear rollers on the GTRM models. Mulching & side discharge on selected models.



ORIGINAL RANGE 17 - 26

This range of powerful Lawnmowers are available in hand and self propelled models and vary in cutting widths from 16" to 22". A dedicated mulching Lawnmower is also available in the range.



PREMIUM RANGE 27 - 34

These 8 models are packed with high end features including mulching and side discharge, aluminium deck, large diameter wheels and 4 speed gearboxes on selected models.



REAR ROLLER RANGE 35 - 43

The rear roller range incorporates 11 models which feature full width rear rollers for creating a traditional striped finish.



PETROL HOVER RANGE 44 - 46

The Cobra Petrol Hover Range features 2 Lawnmowers both with a 20" cutting width designed to tackle slopes up to 45°.



PROFESSIONAL RANGE 47 - 53

Cast Aluminium Decks, Blade Brake Clutch, Shaft Drive and Fan Assisted Collection are just a few of the features available in this range.

WHEELED TRIMMER 54

PETROL HANDHELD RANGE 55 - 68

ELECTRIC HANDHELD RANGE 74 - 84

CORDLESS HANDHELD RANGE 85 - 90

LAWNCARE RANGE 91 - 107





Cordless lawnmowers powered by 40v Li-ion



Cordless Lawnmower Range

The three 40v cordless models are designed for instant starting with no fuel or cables required. These feature rich Lawnmowers include single-lever height adjustment, mulching, side discharge or rear roller cutting systems and are ideal for small to medium gardens. The 40v Li-ion batteries are also compatible with the Cobra range of cordless handheld machines.

Range Highlights

- 40v Lithium-ion Samsung Batteries
- 16" - 18" Cutting Widths
- Hand and Self Propelled Drives
- 50ltr - 60ltr Grass Bag Capacities
- 4 Wheeled & Rear Roller Options
- Batteries fit 40v Handheld Cordless Range



COBRA Cordless Range

16" - 18" 40v Lithium-ion Cordless Lawnmowers



Expertly Powering Cobra Mowers

1 40v Li-ion Batteries

The Cobra Li-ion cordless Lawnmowers are powered by Samsung 40v Lithium-ion batteries offering a quiet, yet powerful and lightweight combination.

The Cobra 40v Lithium-ion battery technology suffers from no self-discharge and has no memory effect. Each battery has a run time of up to 30 minutes when used in ideal grass cutting conditions.



Even More Options

2 Mulch / Side Discharge

Selected models come with a mulch plug and the MX46S40V has a side discharge facility to enable you to mulch your grass or discharge clippings onto the lawn.

3 Grass Bag Full Indicator

To make life even easier, Cobra have equipped this range with a grass bag full indicator system. This indicates when your bag is full and ready to be emptied, eliminating grass being spilled.



Easily Monitor Your Battery Life

4 Battery Power LED Indicator

The Cobra Li-ion cordless range of Lawnmowers come equipped with a battery power indicator which is conveniently located between the handles at the top of the Lawnmower.

By simply pressing the power button, LED lights give the operator a visual display of how much power is left in the Lithium-ion battery.





COBRA RM4140V

16" 40v Li-ion Lawnmower with Rear Roller

Create a traditional striped lawn without the need for petrol or electrical cables with the Cobra RM4140V Lithium-ion Lawnmower with Rear Roller. The RM4140V is hand propelled, has a quality metal deck and 7 cutting heights.

Specification

- 1x 40v Li-ion Samsung Battery
- Hand Propelled
- 41cm / 16" Cutting Width
- 50ltr Grass Bag Capacity
- 20 - 75mm 7 Stage Adjustment
- Up to 30mins Run Time
- 4.0Ah Battery Capacity
- Approx 90mins Charge Time



COBRA
With Rear Roller



Using Cobra 40v Li-ion battery technology means the Lawnmower is always ready to use, suffers from no self discharge and has no memory effect. Each battery has a run time of up to 30 minutes when used in ideal cutting conditions.



The Cobra RM4140V Lawnmower comes equipped with a full width rear roller.

This roller helps to produce a traditional striped finish and give you the ability to mow right up to the edge of flowerbeds and borders.

SAMSUNG

Expertly powering Cobra Lawnmowers

Cobra's 40v Li-ion system consists of a range of 3 Lawnmowers that come complete with 1 or 2 batteries and 3 handheld garden tools. All Lawnmowers and garden tools can all be powered from a standard 40v Samsung battery and charger system.

Additional Cobra 40v Lithium-ion batteries and chargers are available:

- 40v Lithium-ion Battery (Part No: 40V4AHLI)
- 40v Lithium-ion Charger (Part No: 40V2AHCHARGER)

COBRA MX4140V

16" 40v Li-ion Cordless Lawnmower

The Cobra MX4140V cordless Lithium-ion Lawnmower allows you to get more done without the need for petrol or electrical cables. The MX4140V is hand propelled, has a quality metal deck and 7 cutting heights.

Specification

- 1x 40v Li-ion Samsung Battery
- 41cm / 16" Cutting Width
- 25 - 75mm 7 Stage Adjustment
- 4.0Ah Battery Capacity
- 50ltr Grass Bag Capacity
- Up to 30mins Run Time
- Approx 90mins Charge Time
- Mulch Plug Included



The 40v Li-ion battery allows you to get more done in less time with improved power.



Comes with a built in battery power indicator to allow easy monitoring of battery life.



Comes with a mulching facility to enable you to mulch and recycle your grass clippings.



COBRA MX46S40V

18" 40v Li-ion S/P Cordless Lawnmower

The MX46S40V is self propelled, has mulching, side and rear discharge options and 7 cutting heights. This cordless Lithium-ion Lawnmower allows you to get more done without the need for petrol or electrical cables.

Specification

- 2x 40v Li-ion Samsung Batteries
- 46cm / 18" Cutting Width
- 25 - 75mm 7 Stage Adjustment
- 60ltr Grass Bag Capacity
- 4-in-1 Collection System
- Up to 30mins Run Time
- Approx 90mins Charge Time
- 4.0Ah Battery Capacity



Mulch plug and side discharge facility - mulch your grass or disperse straight onto the lawn.



With 2 40v Li-ion batteries included you can cut larger lawn areas with no down time.



The conveniently positioned power indicator allows easy monitoring of both batteries.



Hand push cylinder lawnmowers from Cobra

COBRA
Cylinder Range

For a beautiful, fine finish to your lawn

The Cylinder Range of Lawnmowers from Cobra includes three models designed to create a fine finish to your lawn with no fuel required. Included in the range are two hand push and one electric model all with rear rollers, ideal for small to medium gardens. Excellent for the environment - and good for your health too - the Cobra Cylinder Range Lawnmowers are a delight to use.

Range Highlights

- Hand Push & Electric Models
- 12" - 15" Cutting Widths
- Lightweight & Easy to Manoeuvre
- Heavy Rear Rollers for Beautiful Stripes
- Low Cutting Heights for a Fine Finish
- Environmentally Friendly





NEW COBRA HM38C

15" Hand Push Cylinder Lawnmower

The Cobra HM38C Hand Push Lawnmower is lightweight at just 8.5kg and features a cylinder cutting system for producing a fine finish to your lawn. Excellent for the environment - and good for your health too - the Cobra HM38C is a delight to use.

Specification

- Hand Push Propelled
- 38cm / 15" Cutting Width
- 13 - 38mm 4 Stage Adjustment
- Cylinder Blade Cutting System
- Environmentally Friendly
- Easy Blade Adjustment
- Light & Easy to use
- Weight: 8.5kg



COBRA
With Rear Roller

Split Rear Roller

Roller For Beautiful Striped Finish

The HM38C Lawnmower from the Cobra Cylinder Range comes equipped with a split rear roller to help create a traditional striped finish on your lawn.



Cylinder Blade Cutting System

For a Fine, Low Cut for Your Lawn

Featuring a high quality cylinder blade and 4 cutting heights ranging from 13mm for a superb low finish, up to 38mm for tackling slightly longer grass.



Ergonomic Adjustments

Comfort & Control

Packing your lawnmower away after use couldn't be easier with the ergonomic comfort winders. Once used, the mower can be packed away neatly into your garage or shed.





NEW COBRA HM32C

12.5" Lawnmower with Large Split Rear Roller

The Cobra HM32C hand push Lawnmower has a 12.5" cylinder blade cutting system with 5 hardened steel blades. With a large rear roller for creating a traditional striped finish, 18ltr grass collector and steel front roller. Kind to the environment with no fuel or cables the Cobra HM32C is a quality Lawnmower.

Specification

- 32cm / 12.5" Cutting Width
- 7 - 23mm Variable Height
- 5-Blade Steel Cutting Cylinder
- Chain Drive from Roller to Cylinder
- Hand Push Propelled
- Split Large Rear Roller
- Steel Front Roller
- Weight: 11kg

18ltr Front Mounted Grass Collector

Pack More Grass Cuttings into Your Bag

The Cobra HM32C comes equipped with a high quality 18ltr capacity grass bag enabling you to pack in more grass clippings with less trips to the compost heap.



Split Rear Roller & Steel Front Roller

Produce a Striped Finish...Effortlessly

With its large split rear roller, the Cobra HM32C Lawnmower from the Cobra Cylinder Range will create a beautiful, traditional striped finish on your lawn.



NEW COBRA CM32E

400w Cylinder Lawnmower with Split Rear Roller

The Cobra CM32E electric cylinder Lawnmower features 4 diamond ground blades for a beautiful finish. The large split rear roller creates stripes and allows easy movement, while it is very compact for flat or vertical storage.

Specification

- 400W Motor
- 32cm / 12.5" Cutting Width
- 12 - 42mm Cutting Heights
- 4-Blade Steel Cutting Cylinder
- Hand Push Propelled
- Split Rear Roller
- 12m Cable
- Weight: 10kg



Cylinder Blade Cutting System

For a Fine, Low Cut for Your Lawn

The Cobra CM32E cylinder Lawnmower will produce a beautiful, fine finish to your lawn with its 4 precision diamond ground cutting blades.



Single Lever Height of Cut

12mm - 42mm 3 Stage Adjustment

All this is achieved by simply using the single height of cut adjustment lever. Depending on the height of your grass, you can easily and efficiently adjust the cutting height to suit.



Traditional Striped Finish

Large, Split Rear Roller

The CM32E Lawnmower from the Cobra Cylinder Range comes equipped with a large split rear roller to help create a traditional striped finish on your lawn.





Powerful motors and a traditional striped finish

GTRM
ELECTRIC LAWNMOWERS

Electric Lawnmower Range

The Cobra Electric Range is lightweight and features powerful motors and rear rollers on the GTRM models, with mulching on selected models. The easy to use single height adjuster and integrated rear roller on the GTRM range effortlessly gives your lawn the perfect traditional striped finish.

Range Highlights

- 1200W - 1800W Motors
- 13" - 17" Cutting Widths
- 40ltr - 60ltr Grass Bag Capacities
- Grass Bag Full Indicators
- Rear Rollers on selected models
- 20mm - 75mm 7 Stage Height of Cut



COBRA Electric Lawnmower Range

13" - 17" Electric Lawnmowers with Rear Roller

GTRM
ELECTRIC LAWNMOWERS



Mulching Lawnmowers

1 Mulching System

Selected GTRM models come equipped with a mulch plug to enable you to mulch your grass clippings back into the lawn.

Mulching Lawnmowers recycle the grass by finely cutting and re-cutting the clippings. As the clippings decompose, nutrients and fertilisers are returned to the soil meaning you can cut the grass and fertilise at the same time.



Single Lever Height of Cut

2 20mm - 75mm 7 Stage Adjustment

The Cobra GTRM range have 7 adjustable cutting heights ranging from 20mm for a superb low finish, up to 75mm for tackling longer grass.

All this is achieved by simply using the single height of cut adjustment lever. Depending on the height of your grass, you can easily and efficiently adjust the cutting height to suit.



Traditional Striped Finish

3 Rear Roller

The GTRM range of electric mowers from Cobra all come equipped with a rear roller to help create a traditional striped finish on your lawn.

The roller also gives you the ability to mow right up to the edges of flowerbeds and borders. The rear roller supports the Lawnmower when the front wheels are in line with the border edge.



COBRA GTRM34

13" Electric Lawnmower with Rear Roller

The Cobra GTRM34 electric Lawnmower is lightweight and features a powerful 1200W motor. The easy to use single height adjuster and an integrated rear roller effortlessly gives your lawn the perfect striped finish.

Specification

- 1200W Motor
- Hand Propelled
- 34cm / 13" Cutting Width
- 40ltr Grass Bag Capacity
- 20 - 75mm 7 Stage
- Cam Lock Handlebars
- Rear Roller
- Grass Bag Full Indicator



COBRA GTRM38

15" Electric Lawnmower with Rear Roller

The GTRM38 Lawnmower from Cobra is hand propelled and features a 1400W motor. This Lawnmower comes complete with a mulch plug, an easy to use single height adjuster and an integrated rear roller.

Specification

- 1400W Motor
- Hand Propelled
- 38cm / 15" Cutting Width
- 40ltr Grass Bag Capacity
- 20 - 75mm 7 Stage Adjustment
- Mulching
- Rear Roller
- Grass Bag Full Indicator



COBRA GTRM40

16" Electric Lawnmower with Rear Roller

The Cobra GTRM40 electric Lawnmower has a powerful 1500W motor and is lightweight at only 14kg. The GTRM40 comes complete with a mulch plug, a single height adjuster and an integrated rear roller for a traditional stripe.

Specification

- 1500W Motor
- Hand Propelled
- 40cm / 16" Cutting Width
- 45ltr Grass Bag Capacity
- 20 - 75mm 7 Stage Adjustment
- Mulching
- Rear Roller
- Grass Bag Full Indicator





COBRA GTRM43

17" Electric Lawnmower with Rear Roller

The Cobra GTRM43 electric Lawnmower is lightweight at just 17kg and features a powerful 1800W motor. The mower also features a rear roller for a striped finish, mulching, and a single height adjuster.

Specification

- 1800W Motor
- 43cm / 17" Cutting Width
- 20 - 75mm 7 Stage Adjustment
- Rear Roller
- Hand Propelled
- 50ltr Grass Bag Capacity
- Mulching
- Grass Bag Full Indicator



COBRA
With Rear Roller



GTRM Range Overview



| | GTRM34 | GTRM38 | GTRM40 | GTRM43 |
|---------------------------|-------------------|-------------------|-------------------|-------------------|
| Motor Rated Power: | 1200W | 1400W | 1500W | 1800W |
| Cutting Width: | 34cm / 13" | 38cm / 15" | 40cm / 16" | 43cm / 17" |
| Cutting Height: | 20 - 75mm 7 Stage | 20 - 75mm 7 Stage | 20 - 75mm 7 Stage | 20 - 75mm 7 Stage |
| Rear Roller: | ✓ | ✓ | ✓ | ✓ |
| Drive Type: | Hand Propelled | Hand Propelled | Hand Propelled | Hand Propelled |
| Grass Bag Capacity: | 40ltr | 40ltr | 45ltr | 50ltr |
| Mulch: | ✗ | ✓ | ✓ | ✓ |
| Grass Bag Full Indicator: | ✓ | ✓ | ✓ | ✓ |
| Cable: | 10m | 10m | 10m | 10m |
| Weight: | 13kg | 14kg | 14kg | 17kg |



COBRA MX46SPE

Self Propelled 18" Electric Lawnmower

The Cobra MX46SPE 18" electric 4-in-1 Lawnmower is powered by an 1800W motor. The MX46SPE is self propelled and can either mulch, side discharge, rear discharge or collect.

Specification

- 1800W Motor
- 46cm / 18" Cutting Width
- 25 - 75mm 7 Stage Adjustment
- Collect / Mulching
- Self Propelled
- 60ltr Grass Bag Capacity
- Side / Rear Discharge Options
- 15m Cable Length



For Tackling Larger Jobs

Self Propelled Drive System

The Cobra MX46SPE electric Lawnmower comes equipped with a self propelled drive system for added comfort and ease of operator use.

The self propelled system takes all the effort out of pushing your mower, meaning you can maintain your lawn with ease.



Powerful Motor

1800W High Torque Motor

The powerful 1800W motor means you can tackle any task with confidence, whilst producing a beautiful finish to your lawn.

Powered by a high torque, high performance cutting system which maintains a quality cut. Even long or damp grass can be cut without the risk of stalling the Lawnmower.



Even More Options

Side Discharge System

If you don't want to collect your grass cuttings or your lawn has become overgrown, you can use the side discharge function.

Simply lift the side blanking plate and insert the side discharge chute. The grass will now be discharged in neat lines to the side of where you are mowing.





The combination of power, style & reliability



Original Lawnmower Range

The Cobra Original Range of petrol Lawnmowers are powered by Briggs & Stratton, Cobra and Honda engines. This range of 13 Lawnmowers are available in both hand and self propelled models and vary in cutting widths from 16" to 22". Selected models also feature both mulching and side discharge options. Also available in the range is a dedicated mulching mower.

Range Highlights

- Briggs & Stratton, Cobra and Honda Engines
- 16" - 22" Cutting Widths
- Hand and Self Propelled Drives
- 50ltr - 70ltr Grass Bag Capacities
- Mulching / Side Discharge Options
- Dedicated Mulching Lawnmower



COBRA Original Range

16" - 22" Petrol Powered Lawnmowers



*Selected Models Only

Mulching Lawnmowers

1 Mulching System

Selected models in the Original Range feature a mulch plug to enable you to mulch your grass clippings back into the lawn.

Mulching Lawnmowers recycle the grass by finely cutting and re-cutting the clippings. As the clippings decompose, nutrients and fertilisers are returned to the soil meaning you can cut the grass and fertilise at the same time.



Cobra Drive Systems

2 Hand Propelled

Selected petrol Lawnmowers in the Original Range come equipped with a hand propelled drive system for complete operator freedom.

3 Self Propelled

The self propelled system takes all the effort out of pushing your Lawnmower, meaning you can maintain your lawn and not feel exhausted when the grass cutting is complete.



Powerful Engines

4 Briggs & Stratton, Cobra & Honda

Powered by Briggs & Stratton, Cobra and Honda engines. The Cobra Original Range incorporates the latest engine design technologies ensuring optimal torque and efficiency, resulting in lower emissions. Ideal for Cobra Lawnmowers, these easy starting engines pack a punch.





COBRA M40C

16" Lawnmower Powered by Cobra

With exceptional performance and style, the Cobra M40C 16" petrol Lawnmower is powered by a 98.5cc Cobra DG350 OHV Series engine and is hand propelled for complete user freedom.

Specification

- | | |
|-----------------------------------|----------------------------|
| ■ Cobra DG350 OHV Engine | ■ Hand Propelled |
| ■ 40cm / 16" Cutting Width | ■ 50ltr Grass Bag Capacity |
| ■ 25 - 75mm 10 Stage Adjustment | ■ Direct Collection System |
| ■ Single Height of Cut Adjustment | ■ 98.5cc Displacement |



Expertly Powered By
COBRA

Powered by Cobra

98.5cc Cobra DG350 OHV Engine

The Cobra DG350 engine offers a quiet, yet powerful combination for a variety of demanding applications.

It incorporates the latest engine design technologies ensuring optimal torque and efficiency.



Single Height of Cut

10 Cutting Heights

The Cobra M40C has 10 adjustable cutting heights ranging from 25mm for a superb finish, up to 75mm for tackling longer grass. All this is achieved by simply using the single height of cut adjustment lever. Depending on the height of your grass, you can easily and efficiently adjust the cutting height to suit.



Large Capacity Grass Bag

50ltr Grass Bag Capacity

Equipped with a 50ltr fabric grass bag, ideal for collecting large amounts of grass clippings.

Made from a robust, high quality fabric that enables a strong free flow of air, which means that grass collection on this machine is even more compact.





COBRA M40SPC

16" S/P Lawnmower Powered by Cobra

The Cobra M40SPC 16" petrol Lawnmower is powered by a Cobra DG450 OHV Series engine and is self propelled for tackling larger jobs with ease.

Specification

- | | |
|-----------------------------------|----------------------------|
| ■ Cobra DG450 OHV Engine | ■ Self Propelled |
| ■ 40cm / 16" Cutting Width | ■ 50ltr Grass Bag Capacity |
| ■ 25 - 75mm 10 Stage Adjustment | ■ Direct Collection System |
| ■ Single Height of Cut Adjustment | ■ 135cc Displacement |



Expertly Powered By
COBRA

COBRA M40B

16" Lawnmower Powered by B&S

The Cobra M40B 16" petrol Lawnmower is powered by a Briggs & Stratton 450E OHV Series engine and is hand propelled for complete user freedom.

Specification

- | | |
|-----------------------------------|----------------------------|
| ■ B&S 450E Series OHV Engine | ■ Hand Propelled |
| ■ 40cm / 16" Cutting Width | ■ 50ltr Grass Bag Capacity |
| ■ 25 - 75mm 10 Stage Adjustment | ■ Direct Collection System |
| ■ Single Height of Cut Adjustment | ■ 125cc Displacement |



COBRA M40SPB

16" S/P Lawnmower Powered by B&S

The Cobra M40SPB 16" petrol Lawnmower is expertly powered by a Briggs & Stratton 450E Series OHV engine, is self propelled for tackling larger jobs and has a 50ltr grass bag.

Specification

- | | |
|-----------------------------------|----------------------------|
| ■ B&S 450E Series OHV Engine | ■ Self Propelled |
| ■ 40cm / 16" Cutting Width | ■ 50ltr Grass Bag Capacity |
| ■ 25 - 75mm 10 Stage Adjustment | ■ Direct Collection System |
| ■ Single Height of Cut Adjustment | ■ 125cc Displacement |



COBRA M46B

18" Lawnmower Powered by B&S

With exceptional performance and style, the Cobra M46B 18" petrol Lawnmower is powered by a Briggs & Stratton 450E Series OHV engine and is push propelled for complete user freedom.

Specification

- B&S 450E Series OHV Engine
- Hand Propelled
- 46cm / 18" Cutting Width
- 60ltr Grass Bag Capacity
- 25 - 75mm 10 Stage Adjustment
- Direct Collection System
- Single Height of Cut Adjustment
- 125cc Displacement



COBRA M46C

18" Lawnmower Powered by Cobra

With exceptional performance and style, the Cobra M46C 18" petrol Lawnmower is powered by a Cobra DG450 OHV engine, is push propelled and has a 10 stage height of cut adjustment.

Specification

- Cobra DG450 OHV Engine
- Hand Propelled
- 46cm / 18" Cutting Width
- 60ltr Grass Bag Capacity
- 25 - 75mm 10 Stage Adjustment
- Direct Collection System
- Single Height of Cut Adjustment
- 135cc Displacement





COBRA M46SPC

18" S/P Lawnmower Powered by Cobra

The Cobra M46SPC 18" petrol Lawnmower is powered by a 135cc Cobra DG450 Series engine, is self propelled for tackling larger jobs and has a large 60ltr collection capacity.

Specification

- Cobra DG450 OHV Engine
- Self Propelled
- 46cm / 18" Cutting Width
- 60ltr Grass Bag Capacity
- 25 - 75mm 10 Stage Adjustment
- Direct Collection System
- Single Height of Cut Adjustment
- 135cc Displacement



Powered by Cobra

135cc Cobra DG450 OHV Engine

The Cobra DG450 engine offers a quiet, yet powerful combination for a variety of demanding applications.

It incorporates the latest engine design technologies ensuring optimal torque and efficiency. The DG450 powers Cobra Lawnmowers for lawns up to 600sq/m.



Drive System

Self Propelled

This Lawnmower comes equipped with a self propelled drive system for added comfort and ease of operator use.

The self propelled system takes all the effort out of pushing your Lawnmower, meaning you can maintain your lawn with ease.



Single Height of Cut

10 Cutting Heights

The Cobra M46SPC has 10 adjustable cutting heights ranging from 25mm for a superb low finish, up to 75mm for tackling longer grass. This is achieved by simply using the single height of cut adjustment lever. Depending on the height of your grass, you can easily and efficiently adjust the cutting height to suit.





COBRA M46SPB

18" S/P Lawnmower Powered by B&S

The Cobra M46SPB 18" petrol Lawnmower is powered by a 140cc Briggs & Stratton 500E Series OHV engine, has a 10 stage height of cut adjustment and is self propelled to help alleviate user fatigue.

Specification

- B&S 500E Series OHV Engine
- Self Propelled
- 46cm / 18" Cutting Width
- 60ltr Grass Bag Capacity
- 25 - 75mm 10 Stage Adjustment
- Direct Collection System
- Single Height of Cut Adjustment
- 140cc Displacement



COBRA M46SPH

18" S/P Lawnmower Powered by Honda

Powered by an easy starting Honda GCV135E engine and with exceptionally stylish looks, the Cobra M46SPH 18" petrol Lawnmower is self propelled for tackling larger, more demanding jobs with ease.

Specification

- Honda GCV135E Engine
- Self Propelled
- 46cm / 18" Cutting Width
- 60ltr Grass Bag Capacity
- 25 - 75mm 10 Stage Adjustment
- Direct Collection System
- Single Height of Cut Adjustment
- 135cc Displacement



NEW COBRA M51SPC

20" S/P Lawnmower Powered by a Cobra Engine

The Cobra M51SPC petrol 4-in-1 Lawnmower is expertly powered by a Cobra DG600 OHV engine and can either mulch, side / rear discharge or collect grass.

Specification

- Cobra DG600 OHV Engine
- Self Propelled
- 51cm / 20" Cutting Width
- 60ltr Grass Bag Capacity
- 25 - 75mm 10 Stage Adjustment
- 4-in-1 Collection System
- Mulching / Side Discharge
- 173cc Displacement



COBRA M51SPB

20" S/P Lawnmower Powered by B&S

The Cobra M51SPB petrol 4-in-1 Lawnmower is expertly powered by a Briggs & Stratton 625 Series Ready Start engine and can either mulch, side / rear discharge or collect grass.

Specification

- B&S 625 Series Ready Start
- Self Propelled
- 51cm / 20" Cutting Width
- 60ltr Grass Bag Capacity
- 25 - 75mm 10 Stage Adjustment
- 4-in-1 Collection System
- Mulching / Side Discharge
- 190cc Displacement



COBRA M51SPH

20" S/P Lawnmower Powered by Honda

With exceptional performance and style, the Cobra M51SPH petrol 4-in-1 Lawnmower can either mulch, side / rear discharge or collect grass clippings and is powered by a Honda GCV160 engine.

Specification

- Honda GCV160 Engine
- Self Propelled
- 51cm / 20" Cutting Width
- 60ltr Grass Bag Capacity
- 25 - 75mm 10 Stage Adjustment
- 4-in-1 Collection System
- Mulching / Side Discharge
- 160cc Displacement



COBRA M56SPB

22" S/P Lawnmower Powered by B&S

The 22" M56SPB petrol 4-in-1 Lawnmower from Cobra is powered by a Briggs & Stratton 650E Series Ready Start engine and can either mulch, side / rear discharge or collect grass clippings.

Specification

- B&S 650E Series Ready Start
- Self Propelled
- 56cm / 22" Cutting Width
- 70ltr Grass Bag Capacity
- 25 - 80mm 10 Stage Adjustment
- 4-in-1 Collection System
- Mulching / Side Discharge
- 190cc Displacement



Original Range Overview

**M40C****M40B****M40SPC****M40SPB**

| | M40C | M40B | M40SPC | M40SPB |
|-------------------------|--------------------|---------------------|--------------------|---------------------|
| Engine: | Cobra DG350 OHV | B&S 450E Series OHV | Cobra DG450 OHV | B&S 450E Series OHV |
| Cutting Width: | 40cm / 16" | 40cm / 16" | 40cm / 16" | 40cm / 16" |
| Cutting Height: | 25 - 75mm 10 Stage | 25 - 75mm 10 Stage | 25 - 75mm 10 Stage | 25 - 75mm 10 Stage |
| Drive Type: | Hand Propelled | Hand Propelled | Self Propelled | Self Propelled |
| Grass Bag Capacity: | 50ltr | 50ltr | 50ltr | 50ltr |
| Mulch / Side Discharge: | X | X | X | X |
| Collection System: | Direct | Direct | Direct | Direct |
| Weight: | 25kg | 24kg | 28kg | 26kg |

**M46C****M46B****M46SPC****M46SPB**

| | M46C | M46B | M46SPC | M46SPB |
|-------------------------|--------------------|---------------------|--------------------|---------------------|
| Engine: | Cobra DG450 OHV | B&S 450E Series OHV | Cobra DG450 OHV | B&S 500E Series OHV |
| Cutting Width: | 46cm / 18" | 46cm / 18" | 46cm / 18" | 46cm / 18" |
| Cutting Height: | 25 - 75mm 10 Stage | 25 - 75mm 10 Stage | 25 - 75mm 10 Stage | 25 - 75mm 10 Stage |
| Drive Type: | Hand Propelled | Hand Propelled | Self Propelled | Self Propelled |
| Grass Bag Capacity: | 60ltr | 60ltr | 60ltr | 60ltr |
| Mulch / Side Discharge: | X | X | X | X |
| Collection System: | Direct | Direct | Direct | Direct |
| Weight: | 26kg | 26kg | 28kg | 28kg |

**M46SPH****M51SPB/C****M51SPH****M56SPB**

| | M46SPH | M51SPB/C | M51SPH | M56SPB |
|-------------------------|--------------------|----------------------------|--------------------|-----------------------------|
| Engine: | Honda GCV135E | B&S 625 or Cobra DG600 OHV | Honda GCV160 | B&S 650E Series Ready Start |
| Cutting Width: | 46cm / 18" | 51cm / 20" | 51cm / 20" | 56cm / 22" |
| Cutting Height: | 25 - 75mm 10 Stage | 25 - 75mm 10 Stage | 25 - 75mm 10 Stage | 25 - 80mm 10 Stage |
| Drive Type: | Self Propelled | Self Propelled | Self Propelled | Self Propelled |
| Grass Bag Capacity: | 60ltr | 60ltr | 60ltr | 70ltr |
| Mulch / Side Discharge: | X | ✓ | ✓ | ✓ |
| Collection System: | Direct | 4-in-1 | 4-in-1 | 4-in-1 |
| Weight: | 31kg | 35kg | 35kg | 37kg |



Mulching System

The greener way to cut your lawn

The MM51B is a mulching mower which enables you to mulch your grass clippings back into the lawn. Mulching Lawnmowers recycle the grass by finely cutting and re-cutting the clippings. As the clippings decompose, nutrients and fertilisers are returned to the soil meaning you can cut the grass and fertilise at the same time.



Side Discharge System

Side discharge your grass with Cobra

If you don't want to mulch your grass or your lawn has become overgrown, the MM51B comes with a side discharge function. Simply lift the side blanking plate and insert the side discharge chute. The grass will now be discharged in neat lines to the side of where you are mowing.

Specifications & models are subject to change without prior notice. All prices are inclusive of VAT



COBRA MM51B

20" Mulching Lawnmower Powered by B&S

The Cobra MM51B 20" dedicated mulching Lawnmower is powered by a 140cc Briggs & Stratton 500E Series engine, is hand propelled for ease of manoeuvrability and has the option for side discharge.

Specification

- B&S 500E Series Engine
- 51cm / 20" Cutting Width
- 30 - 75mm 5 Stage Adjustment
- Single Height of Cut Adjustment
- Hand Propelled
- Side Discharge
- Mulching
- 140cc Displacement



Feature rich, high specification lawnmowers

P PREMIUM
RANGE LAWNMOWERS

Premium Lawnmower Range

The Cobra Premium Range of petrol Lawnmowers are powered by Briggs & Stratton, Cobra and Honda engines. These 8 models are packed with high end features including mulching and side discharge, large diameter wheels and 4 speed gearboxes on selected models. Hand and self propelled models are available with cutting widths ranging from 18" - 22".

Range Highlights

- Briggs & Stratton, Cobra and Honda Engines
- 18" - 22" Cutting Widths
- Hand and Self Propelled Drives
- Electric Start on Selected Models
- Mulching / Side Discharge
- 25mm - 75mm 7 Stage Height of Cut



COBRA Premium Range

18" - 22" Petrol Powered Premium Lawnmowers

PREMIUM
RANGE LAWNMOWERS



Mulching Lawnmowers

1 Mulching System

The Premium Range models all come equipped with a mulch plug to enable you to mulch your grass clippings back into the lawn.

Mulching Lawnmowers recycle the grass by finely cutting and re-cutting the clippings. As the clippings decompose, nutrients and fertilisers are returned to the soil.



Drive Systems

2 Hand & Self Propelled

Hand propelled drive systems for complete operator freedom. The self propelled system takes all the effort out of pushing your Lawnmower.

4 Electric Start

Eliminates the necessity of pulling the recoil rope, replacing it with an electric ignition key starter. This can help reduce wear and tear on the engine. Exclusively available on the MX46SPCE model.



Even More Options

5 Side Discharge

If you don't want to collect your grass cuttings or your lawn has become overgrown, the Premium Range all come equipped with a side discharge function.

Simply lift the side blanking plate and insert the side discharge chute. The grass will now be discharged in neat lines to the side of where you are mowing.





COBRA MX46B

18" Lawnmower Powered by B&S

The Cobra MX46B petrol 4-in-1 Lawnmower is powered by a Briggs & Stratton 500E Series OHV engine. This mower is hand propelled and can either mulch, side / rear discharge or collect grass clippings.

Specification

- B&S 500E Series OHV Engine
- Hand Propelled
- 46cm / 18" Cutting Width
- 60ltr Grass Bag Capacity
- 25 - 75mm 7 Stage Adjustment
- 4-in-1 Collection System
- Mulching / Side Discharge
- 140cc Displacement



COBRA MX46SPB

18" S/P Lawnmower Powered by B&S

The Cobra MX46SPB petrol Lawnmower can either mulch, side / rear discharge or collect grass clippings and has a Briggs & Stratton 500E Series OHV engine. This Lawnmower is self propelled.

Specification

- B&S 500E Series OHV Engine
- Self Propelled
- 46cm / 18" Cutting Width
- 60ltr Grass Bag Capacity
- 25 - 75mm 7 Stage Adjustment
- 4-in-1 Collection System
- Mulching / Side Discharge
- 140cc Displacement





Expertly Powered By
COBRA



COBRA MX46SPCE

18" Push Button Start Lawnmower Powered by Cobra

The premium Cobra MX46SPCE petrol Lawnmower is powered by a Cobra DG450 OHV Electric Start engine. This Lawnmower has a push button start, a 4-in-1 cutting system and is self propelled to alleviate fatigue.

Specification

- | | |
|----------------------------------|----------------------------|
| ■ Cobra DG450 OHV Electric Start | ■ Self Propelled |
| ■ 46cm / 18" Cutting Width | ■ 60ltr Grass Bag Capacity |
| ■ 25 - 75mm 7 Stage Adjustment | ■ 4-in-1 Collection System |
| ■ Mulching / Side Discharge | ■ 135cc Displacement |



Powered by Cobra

135cc Cobra DG450 OHV Engine

The Cobra DG450 engine offers a quiet, yet powerful combination for a variety of demanding applications.

It incorporates the latest engine design technologies ensuring optimal torque and efficiency. The DG450 powers Cobra lawnmowers for gardens up to 600sq/m.



Mulching Lawnmower

Mulching System

Equipped with a mulch plug to enable you to mulch your grass clippings back into the lawn. Mulching Lawnmowers recycle the grass by finely cutting and re-cutting the clippings. As the clippings decompose, nutrients and fertilisers are returned to the soil meaning you can cut the grass and fertilise at the same time.



Even More Options

Side Discharge System

Simply lift the side blanking plate and insert the side discharge chute. The grass will now be discharged in neat lines to the side of where you are mowing.

This is ideal if you don't want to collect your grass cuttings or your lawn has become overgrown.



Push button starting for even easier lawnmowing

As well as a standard recoil pull-start, there's also an electric start system to make starting your Cobra MX46SPCE Lawnmower even easier.

Electric Start eliminates the necessity of pulling the recoil rope, replacing it with a button. This can help reduce wear and tear on the engine. A charger is supplied to keep the battery ready for use.



COBRA MX46SPH

18" S/P Lawnmower Powered by Honda

The premium Cobra MX46SPH petrol 4-in-1 Lawnmower is powered by a Honda GCV135E engine. This mower is self propelled and can either mulch, side discharge, rear discharge or collect.

Specification

- Honda GCV135E Engine
- Self Propelled
- 46cm / 18" Cutting Width
- 60ltr Grass Bag Capacity
- 25 - 75mm 7 Stage Adjustment
- 4-in-1 Collection System
- Mulching / Side Discharge
- 135cc Displacement



POWERED by
HONDA



COBRA MX51SPH

20" S/P Lawnmower Powered by Honda

Powered by a Honda GCV160 engine, the premium Cobra MX51SPH is a petrol 4-in-1 Lawnmower with self propelled drive for tackling larger jobs and reduce operator fatigue.

Specification

- Honda GCV160 Engine
- Self Propelled
- 51cm / 20" Cutting Width
- 60ltr Grass Bag Capacity
- 25 - 75mm 7 Stage Adjustment
- 4-in-1 Collection System
- Mulching / Side Discharge
- 160cc Displacement



POWERED by
HONDA



COBRA MX564SPB

22" S/P 4 Speed Mower Powered by B&S

The premium Cobra MX564SPB petrol 4-in-1 Lawnmower is powered by a Briggs & Stratton 675EXI Series Ready Start engine. This Cobra Lawnmower is self propelled with a reliable 4 speed gearbox.

Specification

- B&S 675EXI Series Ready Start
- Self Propelled / 4 Speed
- 56cm / 22" Cutting Width
- 70ltr Grass Bag Capacity
- 25 - 75mm 7 Stage Adjustment
- 4-in-1 Collection System
- Mulching / Side Discharge
- 163cc Displacement



READYSTART





COBRA MX514SPB

20" Lawnmower with 4 Speed Mower Powered by B&S

Powered by a Briggs & Stratton 675EXI Series Ready Start engine, the premium Cobra MX514SPB is a petrol 4-in-1 Lawnmower with self propelled drive and a reliable 4 speed gearbox for complete control and the ultimate mowing experience.

Specification

- B&S 675EXI Series Ready Start
- Self Propelled / 4 Speed
- 51cm / 20" Cutting Width
- 60ltr Grass Bag Capacity
- 25 - 75mm 7 Stage Adjustment
- 4-in-1 Collection System
- Mulching / Side Discharge
- 163cc Displacement



Powered by Briggs & Stratton

B&S 675EXI Series Ready Start

The Briggs & Stratton 675EXI Series engine combines powerful performance with new levels of easy operation.

Easy to use, easy to maintain, easy to start - this series delivers a new engine experience for the most demanding of end users.



Complete Control

4 Speed Gearbox

The Cobra MX514SPB petrol mower has comfort handles and a self propelled drive system with 4 speed gearbox.

The self propelled system takes all the effort out of pushing your Lawnmower and the 4 speed gearbox gives you total control for ultimate mowing.



Even More Options

Mulching and Side Discharge

The MX514SPB comes equipped with a mulch plug to enable you to mulch your grass clippings back into the lawn.

If you don't want to collect your grass cuttings or your lawn has become overgrown, the MX514SPB also has a side discharge function.





Premium Range Overview



MX46B



MX46SPB



MX46SPH



MX46SPCE

| | MX46B | MX46SPB | MX46SPH | MX46SPCE |
|--------------------------------|---------------------|---------------------|-------------------|--------------------------------|
| Engine: | B&S 500E Series OHV | B&S 500E Series OHV | Honda GCV135E | Cobra Electric Start DG450 OHV |
| Cutting Width: | 46cm / 18" | 46cm / 18" | 46cm / 18" | 46cm / 18" |
| Cutting Height: | 25 - 75mm 7 Stage | 25 - 75mm 7 Stage | 25 - 75mm 7 Stage | 25 - 75mm 7 Stage |
| Drive Type: | Hand Propelled | Self Propelled | Self Propelled | Self Propelled |
| Grass Bag Capacity: | 60ltr | 60ltr | 60ltr | 60ltr |
| Mulch / Side Discharge: | ✓ | ✓ | ✓ | ✓ |
| Collection System: | 4-in-1 | 4-in-1 | 4-in-1 | 4-in-1 |
| Weight: | 28kg | 31kg | 33kg | 39kg |



MX514SPB



MX564SPB



MX51SPH

| | MX514SPB | MX564SPB | MX51SPH |
|--------------------------------|-------------------------------|-------------------------------|-------------------|
| Engine: | B&S 675EXI Series Ready Start | B&S 675EXI Series Ready Start | Honda GCV160 |
| Cutting Width: | 51cm / 20" | 56cm / 22" | 51cm / 20" |
| Cutting Height: | 25 - 75mm 7 Stage | 25 - 75mm 7 Stage | 25 - 75mm 7 Stage |
| Drive Type: | Self Propelled / 4 Speed | Self Propelled / 4 Speed | Self Propelled |
| Grass Bag Capacity: | 60ltr | 70ltr | 60ltr |
| Mulch / Side Discharge: | ✓ | ✓ | ✓ |
| Collection System: | 4-in-1 | 4-in-1 | 4-in-1 |
| Weight: | 36kg | 40kg | 36kg |



COBRA MX515SPBI

20" Lawnmower with Aluminium Deck with B&S InStart

Powered by a Briggs & Stratton 675IS InStart engine, the premium Cobra MX515SPBI comes equipped with a durable aluminium deck. The 4-in-1 cutting system together with self propelled drive and a reliable 5 speed gearbox provide complete user control.

Specification

- B&S 675IS InStart Engine
- Self Propelled / 5 Speed
- 51cm / 20" Cutting Width
- 60ltr Grass Bag Capacity
- 25 - 75mm 5 Stage Adjustment
- Mulching / Side Discharge
- Aluminium Deck
- 163cc Displacement



Quick Battery Charging



InStart's battery can be quickly charged from flat so you don't have to wait too long until your mower is ready to go!

More than 50 starts from a fully charged battery.



Powerful B&S 675IS Engine



InStart from Briggs & Stratton delivers the next generation in easy starting. Ingenious integration of engine and battery gives you cutting power at a touch. No more pulling the recoil to start your Lawnmower.



Push Button Starting System



Proven Lithium-ion battery technology ensures simple instant starting over-and-over again without constant recharging. Push-button is the easiest starting ever. InStart technology eliminates the need for the traditional recoil starting system.





A beautiful, traditional striped finish



Rear Roller Lawnmower Range

The Cobra Rear Roller Range of petrol Lawnmowers are powered by Briggs & Stratton, Cobra and Honda engines. The range incorporates 11 models which feature full width rear rollers for creating a traditional striped finish, hand and self propelled drive systems and 16" to 18" cutting widths.

Range Highlights

- Briggs & Stratton, Cobra and Honda Engines
- 16" - 18" Cutting Widths
- Hand and Self Propelled Drives
- Electric Start on Selected Models
- 60ltr Grass Bag Capacities
- 17mm - 75mm 6 Stage Height of Cut



COBRA Rear Roller Range

16" - 18" Petrol Rear Roller Lawnmowers



Traditional Striped Finish

1 Full Width Rear Roller

The Rear Roller Range of petrol Lawnmowers from Cobra all come equipped with a full width rear roller to produce a traditional striped finish.

They also give you the ability to mow right up to the edge of flowerbeds and borders. The rear roller supports the Lawnmower when the front wheels are in line with the border edge.



Single Lever Height of Cut

2 17mm - 75mm 6 Stage Adjustment

The Cobra Rear Roller Range have fully adjustable 6 cutting heights ranging from 17mm for a superb low finish, up to 75mm for tackling longer grass.

All this is achieved by simply using the single height of cut adjustment lever which has been conveniently positioned next to the rear roller.



Cobra Drive Systems

3 Hand Propelled

Selected petrol Lawnmowers in the Rear Roller Range come equipped with a hand propelled drive system for complete operator freedom.

Self Propelled

The self propelled system takes all the effort out of pushing your Lawnmower, meaning you can maintain your lawn and not feel exhausted when the grass cutting is complete.





COBRA RM40C

16" Rear Roller Lawnmower Powered by Cobra

The Cobra RM40C petrol Lawnmower is powered by a 98.5cc Cobra DG350 OHV engine. The RM40C cuts down to 17mm, is hand propelled and has a rear roller for a traditional striped finish.

Specification

- | | |
|--------------------------------|----------------------------|
| ■ Cobra DG350 OHV Engine | ■ Hand Propelled |
| ■ 40cm / 16" Cutting Width | ■ 60ltr Grass Bag Capacity |
| ■ 17 - 75mm 6 Stage Adjustment | ■ Direct Collection System |
| ■ Rear Roller | ■ 98.5cc Displacement |



Expertly Powered By
COBRA

COBRA
With Rear Roller

Powered by Cobra

98.5cc Cobra DG350 OHV Engine

The Cobra DG350 engine offers a quiet, yet powerful solution for a variety of demanding applications.

It incorporates the latest engine design technologies ensuring optimal torque and efficiency.



Single Height of Cut

17mm - 75mm 6 Stage Adjustment

The Cobra RM40C has 6 adjustable cutting heights ranging from 17mm for a superb low finish, up to 75mm for tackling longer grass. All this is achieved by simply using the single height of cut adjustment lever. Depending on the height of your grass, you can easily and efficiently adjust the cutting height to suit.



Large Capacity Grass Bag

60ltr Grass Bag Capacity

Equipped with a 60ltr fabric grass bag, ideal for collecting large amounts of grass clippings before the need for emptying.

Made from a robust, high quality fabric that enables a strong free flow of air, which means that grass collection on this machine is even more compact.



COBRA RM40SPC

16" S/P Lawnmower Powered by Cobra

With exceptional performance and style, the Cobra RM40SPC petrol Lawnmower is powered by a Cobra DG450 engine. The RM40SPC is self propelled and has a rear roller for a traditional striped finish.

Specification

- Cobra DG450 OHV Engine
- Self Propelled
- 40cm / 16" Cutting Width
- 60ltr Grass Bag Capacity
- 17 - 75mm 6 Stage Adjustment
- Direct Collection System
- Rear Roller
- 135cc Displacement



Expertly Powered By
COBRA

COBRA
With Rear Roller



COBRA RM40SPB

16" S/P Lawnmower Powered by B&S

The Cobra RM40SPB petrol Lawnmower is powered by a Briggs & Stratton 450E series engine. Its full width rear roller gives a beautiful striped finish with a cut as low as 17mm.

Specification

- B&S 450E Series Engine
- Self Propelled
- 40cm / 16" Cutting Width
- 60ltr Grass Bag Capacity
- 17 - 75mm 6 Stage Adjustment
- Direct Collection System
- Rear Roller
- 125cc Displacement



COBRA
With Rear Roller



COBRA RM40SPCE

16" Lawnmower with Push Button Start

The RM40SPCE Electric Start petrol Lawnmower from Cobra is powered by a 135cc Cobra DG450 OHV engine. The RM40SPCE has a rear roller for a traditional finish and a key start system.

Specification

- Cobra DG450 OHV Electric Start
- Self Propelled
- 40cm / 16" Cutting Width
- 60ltr Grass Bag Capacity
- 17 - 75mm 6 Stage Adjustment
- Direct Collection System
- Rear Roller
- 135cc Displacement



Expertly Powered By
COBRA

ELECTRIC START

COBRA
With Rear Roller



NEW FOR 2017

The Cobra Rear Roller Range will be expanded with the exciting introduction of models incorporating steel rear rollers and variable speed drives.

- STEEL REAR ROLLERS
- VARIABLE SPEED DRIVES
- B&S INSTANT ENGINES



COBRA RM46C

18" Lawnmower Powered by Cobra

Create a beautiful striped finish to your lawn with the Cobra RM46C Lawnmower. Powered by a Cobra DG450 OHV engine, the RM46C is hand propelled and has a full width rear roller.

Specification

- | | |
|--------------------------------|----------------------------|
| ■ Cobra DG450 OHV Engine | ■ Hand Propelled |
| ■ 46cm / 18" Cutting Width | ■ 60ltr Grass Bag Capacity |
| ■ 17 - 75mm 6 Stage Adjustment | ■ Direct Collection System |
| ■ Rear Roller | ■ 135cc Displacement |



Expertly Powered By
COBRA

COBRA
With Rear Roller



COBRA RM46SPC

18" S/P Lawnmower Powered by Cobra

The Cobra RM46SPC petrol Lawnmower is powered by a Cobra DG450 OHV engine. The RM46SPC is self propelled and has a rear roller for a traditional striped finish.

Specification

- | | |
|--------------------------------|----------------------------|
| ■ Cobra DG450 OHV Engine | ■ Self Propelled |
| ■ 46cm / 18" Cutting Width | ■ 60ltr Grass Bag Capacity |
| ■ 17 - 75mm 6 Stage Adjustment | ■ Direct Collection System |
| ■ Rear Roller | ■ 135cc Displacement |



Expertly Powered By
COBRA

COBRA
With Rear Roller

COBRA RM46SPCE

18" Lawnmower with Push Button Start

The Cobra RM46SPCE Electric Start petrol Lawnmower is powered by a Cobra DG450 OHV engine. The RM46SPCE has a rear roller for a traditional striped finish.

Specification

- Cobra DG450 OHV Electric Start
- Self Propelled
- 46cm / 18" Cutting Width
- 60ltr Grass Bag Capacity
- 17 - 75mm 6 Stage Adjustment
- Direct Collection System
- Rear Roller
- 135cc Displacement



Expertly Powered By
COBRA

ELECTRIC START

COBRA
With Rear Roller



Powered by Cobra

135cc Cobra DG450 OHV Engine

The Cobra DG450 engine offers a quiet, yet powerful combination for a variety of demanding applications.

It incorporates the latest engine design technologies ensuring optimal torque and efficiency. The DG450 powers Cobra Lawnmowers for lawns up to 600sq/m.



Traditional Striped Finish

Rear Roller

The RM46SPCE comes equipped with a rear roller to help create a traditional striped finish on your lawn. It also gives you the ability to mow right up to the edges of flowerbeds and borders. The rear roller supports the Lawnmower when the front wheels are in line with the border edge.



Single Height of Cut

17mm - 75mm 6 Stage Adjustment

With 6 fully adjustable cutting heights ranging from 17mm for a superb low finish, up to 75mm for tackling longer grass, choose the Cobra RM46SPCE. All this is achieved by simply using the single height of cut adjustment lever which has been conveniently positioned next to the rear roller.



Push button starting for even easier lawnmowing

As well as a standard recoil pull-start, there's also an electric start system to make starting your Cobra RM46SPCE Lawnmower even easier.

Electric Start eliminates the necessity of pulling the recoil rope, replacing it with a button. This can help reduce wear and tear on the engine. A charger is supplied to keep the battery ready for use.



COBRA RM46B

18" Lawnmower Powered by a B&S Engine

Create a traditional striped lawn with the Cobra RM46B 18" petrol Lawnmower. Powered by a Briggs & Stratton 500E Series engine, the RM46B is hand propelled and has a full width rear roller.

Specification

- B&S 500E Series Engine
- 46cm / 18" Cutting Width
- 17 - 75mm 6 Stage Adjustment
- Rear Roller
- Hand Propelled
- 60ltr Grass Bag Capacity
- Direct Collection System
- 140cc Displacement



COBRA RM46SPB

18" S/P Lawnmower Powered by a B&S Engine

With exceptional performance and style, the Cobra RM46SPB 18" petrol Lawnmower is powered by a Briggs & Stratton 500E Series engine. The RM46SPB is self propelled and has a rear roller for a striped finish.

Specification

- B&S 500E Series Engine
- 46cm / 18" Cutting Width
- 17 - 75mm 6 Stage Adjustment
- Rear Roller
- Self Propelled
- 60ltr Grass Bag Capacity
- Direct Collection System
- 140cc Displacement



COBRA RM46SPH

18" S/P Lawnmower Powered by Honda

Powered by a Honda GCV140 engine, the RM46SPH 18" petrol Lawnmower is self propelled and has a rear roller for a traditional striped finish.

Specification

- Honda GCV140 Engine
- 46cm / 18" Cutting Width
- 17 - 75mm 6 Stage Adjustment
- Rear Roller
- Self Propelled
- 60ltr Grass Bag Capacity
- Direct Collection System
- 140cc Displacement





COBRA RM46SPBR

18" Lawnmower Powered by a B&S Engine

With exceptional performance and powered by the B&S 575EX Series Ready Start engine, the Cobra RM46SPBR 18" petrol Lawnmower is self propelled and has a full width rear roller for a striped finish.

Specification

- B&S 575EX Series Ready Start
- Self Propelled
- 46cm / 18" Cutting Width
- 60ltr Grass Bag Capacity
- 17 - 75mm 6 Stage Adjustment
- Direct Collection System
- Rear Roller
- 140cc Displacement



Powered by Briggs & Stratton

140cc B&S 575EX Series Ready Start

The 575EX engine provides the best-in-class performance in this category of engines.

It includes the latest engine design technologies ensuring optimal torque and efficiency, resulting in lower emissions.



Traditional Striped Finish

Full Width Rear Roller

The RM46SPBR comes equipped with a rear roller to help create a traditional striped finish on your lawn. It also gives you the ability to mow right up to the edges of flowerbeds and borders. The rear roller supports the Lawnmower when the front wheels are in line with the border edge.



Large Capacity Grass Bag

60ltr Grass Bag Capacity

Equipped with a 60ltr fabric grass bag, ideal for collecting large amounts of grass clippings before the need for emptying.

Made from a robust, high quality fabric that enables a strong free flow of air, which means that grass collection on this machine is even more compact.



Rear Roller Range Overview



| | RM40C | RM40SPC | RM40SPB | RM40SPCE |
|---------------------|-------------------|-------------------|-------------------|--------------------------------|
| Engine: | Cobra DG350 OHV | Cobra DG450 OHV | B&S 450E Series | Cobra DG450 OHV Electric Start |
| Cutting Width: | 40cm / 16" | 40cm / 16" | 40cm / 16" | 40cm / 16" |
| Cutting Height: | 17 - 75mm 6 Stage | 17 - 75mm 6 Stage | 17 - 75mm 6 Stage | 17 - 75mm 6 Stage |
| Rear Roller: | ✓ | ✓ | ✓ | ✓ |
| Drive Type: | Hand Propelled | Self Propelled | Self Propelled | Self Propelled |
| Grass Bag Capacity: | 60ltr | 60ltr | 60ltr | 60ltr |
| Cam Lock Levers: | ✓ | ✓ | ✓ | ✓ |
| Weight: | 28kg | 28.5kg | 28.5kg | 36.5kg |



| | RM46C | RM46SPC | RM46SPCE |
|---------------------|-------------------|-------------------|-------------------------------------|
| Engine: | Cobra DG450 OHV | Cobra DG450 OHV | Cobra DG450 OHV with Electric Start |
| Cutting Width: | 46cm / 18" | 46cm / 18" | 46cm / 18" |
| Cutting Height: | 17 - 75mm 6 Stage | 17 - 75mm 6 Stage | 17 - 75mm 6 Stage |
| Rear Roller: | ✓ | ✓ | ✓ |
| Drive Type: | Hand Propelled | Self Propelled | Self Propelled |
| Grass Bag Capacity: | 60ltr | 60ltr | 60ltr |
| Cam Lock Levers: | ✓ | ✓ | ✓ |
| Weight: | 34kg | 37kg | 40kg |



| | RM46B | RM46SPB | RM46SPBR | RM46SPH |
|---------------------|-------------------|-------------------|------------------------------|-------------------|
| Engine: | B&S 500E Series | B&S 500E Series | B&S 575EX Series Ready Start | Honda GCV140 |
| Cutting Width: | 46cm / 18" | 46cm / 18" | 46cm / 18" | 46cm / 18" |
| Cutting Height: | 17 - 75mm 6 Stage | 17 - 75mm 6 Stage | 17 - 75mm 6 Stage | 17 - 75mm 6 Stage |
| Rear Roller: | ✓ | ✓ | ✓ | ✓ |
| Drive Type: | Hand Propelled | Self Propelled | Self Propelled | Self Propelled |
| Grass Bag Capacity: | 60ltr | 60ltr | 60ltr | 60ltr |
| Cam Lock Levers: | ✓ | ✓ | ✓ | ✓ |
| Weight: | 30kg | 32kg | 32kg | 32kg |



Tackle the toughest slopes with an AirMow



Petrol Hover Mowers that cut on slopes up to 45°

The Cobra AirMow series of Hover Mowers float on a cushion of air and have all the user freedom that petrol powered machines bring. The two models in the range are lightweight and manoeuvrable, enabling you to cut the grass easily in awkward to reach areas of the lawn and on slopes of up to 45°. Powered by Cobra and Honda engines for ultimate power and reliability.

Range Highlights

- Cobra and Honda Engines
- 51cm / 20" Cutting Width
- Tackle up to 45° Slopes
- Wheel Kit as Standard
- Floats on a Cushion of Air
- Easy to Manoeuvre



NEW COBRA Petrol Hover Range

20" Petrol Hover Mowers Powered by Honda & Cobra

AIRMOW



Powerful Engines

1 Cobra & Honda Engines

Powered by Cobra and Honda engines. The Cobra AirMow range incorporates the latest engine design technologies ensuring optimal torque and efficiency, resulting in lower emissions.

Ideal for Cobra Lawnmowers, these easy starting engines pack a punch.

Expertly Powered By
COBRA POWERED by **HONDA**



Strong, Injection Molded Deck

2 Robust, ABS Cutting Deck

With exceptionally strong and lightweight ABS injection-molded decks, the Cobra AirMow range provide more maneuverability and superior control when tackling tough areas or slopes.

A small footprint makes the Cobra Air-Mow easy to operate while its solid design gives peace of mind when tackling the most robust of conditions.



3-in-1 Wheel Kit System

3 Wheel Kit as Standard

The Cobra AirMow range of petrol hover mowers all come equipped with a 3-in-1 wheel kit as standard.

1) With the wheels engaged the mower can be pushed over difficult or uneven surfaces easily and used.

2) Simply lift the wheels and click in place if not required. (Pictured)

3) Easily remove the wheels.





AIRMOW



*Handle Extension Kit Available for Longer Reach on Banks & Slopes

NEW COBRA AirMow 51

20" Petrol Hover Mower Powered by Cobra

The Cobra AirMow 51 petrol hover Lawnmower is powered by a Cobra DG350 OHV engine, has a 20" cutting width, is equipped with a wheel kit as standard and is built for the demands of the domestic gardener.

Specification

- Cobra DG350 OHV Engine
- 51cm / 20" Cutting Width
- Cuts on 45° slopes
- Wheel Kit Included
- Comfort Controls
- Hand Propelled
- Easy to Manoeuvre
- Weight: 17kg



Expertly Powered By
COBRA

AIRMOW
PRO



*Handle Extension Kit Available for Longer Reach on Banks & Slopes

NEW COBRA AirMow 51 Pro

20" Petrol Hover Mower Powered by Honda

Built for the demands of the domestic and professional gardener, the Cobra AirMow 51 Pro petrol hover Lawnmower is powered by a Honda GCV160 OHC engine, a 20" cutting width and a wheel kit as standard.

Specification

- Honda GCV160 OHV
- 51cm / 20" Cutting Width
- 3 Stage Height Adjustment
- Cuts on 45° slopes
- Wheel Kit Included
- Hand Propelled
- Easy to Manoeuvre
- Weight: 18kg



POWERED by
HONDA



Robust lawnmowers for professional use



Professional Lawnmower Range

The Cobra Professional Range of petrol Lawnmowers are powered by Honda and Subaru engines. The 7 models in the range come in either 4 wheeled or rear roller options and are suitable for both the professional and domestic user. Cast Aluminium Decks, Blade Brake Clutch, Shaft Drive and Fan Assisted Collection are just a few of the features you can expect from Cobra Professional Lawnmowers.


Range Highlights

- Subaru and Honda Engines
- 19" - 21" Cutting Widths
- Self Propelled and Hydrostatic Drives
- 4 Wheeled and Rear Roller Options
- 70ltr - 75ltr Grass Bag Capacities
- Reinforced Deck Liner and Bumper Bars



COBRA Professional Range

19" - 21" Petrol Professional Lawnmowers



Superior Grass Collection

1 Cast Aluminium Deck

The Cast Aluminium Deck has many benefits which include being less susceptible to corrosion, easy to clean, durability and a longer working life.

2 Fan Assisted Collection

The integrated fan works like a vacuum to further improve the collection. This fan assisted collection system is also efficient in the removal of other garden debris such as leaves.



Ideal for Professional Users

3 Blade Brake Clutch

Blade Brake Clutch System stops the blades from turning, but keeps the engine running.

4 Powerful Engines

The Cobra Professional Range of Lawnmowers are powered by Honda or Subaru engines incorporating the latest engine design technology. This ensures the optimal torque and efficiency, resulting in lower emissions.



Traditional Striped Finish

5 Steel Rear Roller

Selected Professional Lawnmowers have a heavy steel rear roller. The split differential drive prevents slipping on damp ground and ensures the lawn won't be scalped whilst turning.

6 Shaft Driven

Shaft driven rather than the more traditional belt or chain drive, so will cope easily with long periods of intensive use in the most challenging conditions.





COBRA RM53SPH-PRO

21" Lawnmower with Rear Roller Powered by Honda

The Cobra RM53SPH-PRO petrol Lawnmower with Hi-Speed gearbox is powered by a Honda GXV160 engine. It has a 21" cutting width and is built for the demands of the domestic and professional gardener.

Specification

- Honda GXV160 Engine
- 53cm / 21" Cutting Width
- 13 - 59mm 7 Stage Adjustment
- Rear Roller
- Self Propelled
- 75ltr Grass Bag Capacity
- Blade Brake Clutch
- Hi-Speed Gearbox



POWERED by
HONDA

COBRA
With Rear Roller

Hi-Speed Shaft Driven Gearbox

Hi-Speed Gearbox

Shaft driven rather than the more traditional belt or chain drive, so it will cope easily with long periods of intensive use in the most challenging conditions.

The Hi-Speed Specification has a 13% increase in travel speed compared to regular self propelled models.



Strength, Durability & Protection

Steel Deck Liner

The reinforced steel deck liner increases the life of the deck by protecting and strengthening the underside of your Lawnmower.

Cobra Professional Lawnmowers are built to withstand the most demanding commercial applications.



Traditional Striped Finish

Steel Rear Roller

Selected Professional Lawnmowers are equipped with a heavy steel rear roller which will create a traditional striped finish.

The split differential drive prevents slipping on damp ground and ensures the lawn won't be scalped whilst turning.





COBRA M48SPS

19" S/P Lawnmower Powered by Subaru

The Cobra M48SPS petrol Lawnmower is powered by a Subaru EA190V OHC engine, has a 19" cutting width and is built for the demands of the domestic and professional gardener.

Specification

- Subaru EA190V Engine
- Self Propelled / 2 Speed
- 48cm / 19" Cutting Width
- 70ltr Grass Bag Capacity
- 16 - 76mm 7 Stage Adjustment
- Weighs 47kg
- Blade Brake Clutch
- Shaft Driven



COBRA M53SPH

21" S/P Lawnmower Powered by Honda

Powered by a 2 Speed Honda GXV160 engine, the Cobra M53SPH petrol Lawnmower has a 21" cutting width and is built for the demands of the domestic and professional gardener.

Specification

- Honda GXV160 Engine
- Self Propelled / 2 Speed
- 53cm / 21" Cutting Width
- 75ltr Grass Bag Capacity
- 16 - 76mm 7 Stage Adjustment
- Weighs 54kg
- Blade Brake Clutch
- Shaft Driven





COBRA M53HST-PRO

21" Hydro Pro Mower Powered by Honda

The Cobra M53HST-PRO petrol Lawnmower is powered by a Honda GXV160 engine, has a hydrostatic gearbox, a 21" cutting width and is built for the demands of the domestic and professional gardener.

Specification

- | | |
|--------------------------------|----------------------------|
| ■ Honda GXV160 Engine | ■ Hydrostatic Gearbox |
| ■ 53cm / 21" Cutting Width | ■ 75ltr Grass Bag Capacity |
| ■ 16 - 76mm 7 Stage Adjustment | ■ Weighs 62kg |
| ■ Blade Brake Clutch | ■ Front Protection Bar |



Hydrostatic Drive System

Continuous Power without peaks & troughs

The high specification M53HST-PRO machine from Cobra is shaft driven rather than the more traditional belt or chain drive, so it will cope easily with long periods of intensive use in the most challenging conditions.

The Cobra M53HST-PRO comes with a hydrostatic drive system. Unlike gear transmissions, the hydrostatic drive provides a continuous power curve without peaks and troughs.



POWERED by
HONDA



Steel Deck Liner

The MH53HST-PRO is equipped to handle the toughest, most uncompromising conditions with ease. The reinforced steel deck liner increases the life of your deck by protecting and strengthening the underside of your Lawnmower.



Front Protection Bumper Bar

Comes equipped with a robust stainless steel front protection bar.

This protection bar will provide on going protection for your Cobra professional Lawnmower increasing the life of your aluminium deck.

COBRA M53SPH-PRO

21" S/P Lawnmower Powered by Honda

The Cobra M53SPH-PRO petrol Lawnmower is powered by a Honda GXV160 engine, has a 21" cutting width and is built for the demands of the domestic and professional gardener.

Specification

- Honda GXV160 Engine
- Self Propelled / 2 Speed
- 53cm / 21" Cutting Width
- 75ltr Grass Bag Capacity
- 16 - 76mm 7 Stage Adjustment
- Weighs 62kg
- Blade Brake Clutch
- Front Protection Bar



POWERED by
HONDA



COBRA RM48SPS

19" S/P Rear Roller Powered by Subaru

Built for the demands of the domestic and professional gardener, the Cobra RM48SPS petrol rear roller Lawnmower is powered by a Subaru EA190V OHC engine and has a 19" cutting width.

Specification

- Subaru EA190V Engine
- Self Propelled
- 48cm / 19" Cutting Width
- 70ltr Grass Bag Capacity
- 13 - 59mm 7 Stage Adjustment
- Blade Brake Clutch
- Rear Roller
- Shaft Driven



COBRA RM53SPH

21" S/P Rear Roller Powered by Honda

The Cobra RM53SPH petrol rear roller Lawnmower is powered by a Honda GXV160 engine, has a 21" cutting width and is built for the demands of the domestic and professional gardener.

Specification

- Honda GXV160 Engine
- Self Propelled
- 53cm / 21" Cutting Width
- 75ltr Grass Bag Capacity
- 13 - 59mm 7 Stage Adjustment
- Blade Brake Clutch
- Rear Roller
- Shaft Driven



POWERED by
HONDA



COBRA
With Rear Roller





Professional Range Overview


M48SPS

M53SPH

M53SPH-PRO

M53HST-PRO

| | M48SPS | M53SPH | M53SPH-PRO | M53HST-PRO |
|---------------------------|--------------------------|--------------------------|--------------------------|---------------------|
| Engine: | Subaru EA190V | Honda GXV160 | Honda GXV160 | Honda GXV160 |
| Cutting Width: | 48cm / 19" | 53cm / 21" | 53cm / 21" | 53cm / 21" |
| Cutting Height: | 16 - 76mm 7 Stage | 16 - 76mm 7 Stage | 16 - 76mm 7 Stage | 16 - 76mm 7 Stage |
| Rear Roller: | X | X | X | X |
| Drive Type: | Self Propelled / 2 Speed | Self Propelled / 2 Speed | Self Propelled / 2 Speed | Hydrostatic Gearbox |
| Grass Bag Capacity: | 70ltr | 75ltr | 75ltr | 75ltr |
| Blade Brake Clutch: | ✓ | ✓ | ✓ | ✓ |
| Front Protection Bar: | X | X | ✓ | ✓ |
| Thicker Gauge Handlebars: | X | X | ✓ | ✓ |
| Reinforced Deck Liner: | X | X | ✓ | ✓ |
| Fan Assisted Collection: | ✓ | ✓ | ✓ | ✓ |
| Shaft Driven: | ✓ | ✓ | ✓ | ✓ |
| Hi-Speed Gearbox: | X | X | X | X |
| Cast Aluminium Deck: | ✓ | ✓ | ✓ | ✓ |
| Weight: | 47kg | 54kg | 62kg | 62kg |
| Vibration Levels: | 0.7 - 1.0 m/s | 1.0 m/s | 1.0 - 1.4 m/s | 3.5 m/s |


RM48SPS

RM53SPH

RM53SPH-PRO

| | RM48SPS | RM53SPH | RM53SPH-PRO |
|---------------------------|-------------------|-------------------|-------------------|
| Engine: | Subaru EA190V | Honda GXV160 | Honda GXV160 |
| Cutting Width: | 48cm / 19" | 53cm / 21" | 53cm / 21" |
| Cutting Height: | 13 - 59mm 7 Stage | 13 - 59mm 7 Stage | 13 - 59mm 7 Stage |
| Rear Roller: | ✓ | ✓ | ✓ |
| Drive Type: | Self Propelled | Self Propelled | Self Propelled |
| Grass Bag Capacity: | 70ltr | 75ltr | 75ltr |
| Blade Brake Clutch: | ✓ | ✓ | ✓ |
| Front Protection Bar: | X | X | ✓ |
| Thicker Gauge Handlebars: | X | X | ✓ |
| Reinforced Deck Liner: | X | X | ✓ |
| Fan Assisted Collection: | ✓ | ✓ | ✓ |
| Shaft Driven: | ✓ | ✓ | ✓ |
| Hi-Speed Gearbox: | X | X | ✓ |
| Cast Aluminium Deck: | ✓ | ✓ | ✓ |
| Weight: | 48kg | 56kg | 62kg |
| Vibration Levels: | 0.9 m/s | 1.0 m/s | 1.1 m/s |



COBRA WT56B

22" B&S Powered Wheeled Trimmer

The Cobra WT56B is powered by a Briggs & Stratton 750EX Series Ready Start engine and incorporates a 22" cutting width. The WT56B will help to make light work of the most hard to reach areas of overgrown or rough grass.

Specification

- B&S 750EX Series Ready Start
- 56cm / 22" Cutting Width
- 38 - 76mm Cutting Height
- 3600rpm Rotating Speed
- Adjustable Cutting Head
- 350mm Wheel Diameter
- 4mm Heavy Duty Line
- Weighs 33kg



Powered by Briggs & Stratton

161cc B&S 750EX Series

The 750EX Series™ DOV engine delivers breakthrough performance driven by technology that makes a difference you can see, feel and hear. The patented Direct Overhead Valve (DOV) engine delivers more torque, improved sound quality, and less noise and vibration than competitive engines in the same class.



Adjustable Trimming Height

38 - 76mm Cutting Height

The cutting head can be adjusted in height from 38 - 76mm allowing the user to pick the optimum height for the task and the trimmer line can be changed easily in seconds.



Rugged & Durable

Large Diameter Wheels

The Cobra WT56B Wheeled Trimmer has large heavy-duty 350mm wheels. The thick rubber tyres are spoked for extra strength meaning you can clear up any overgrown patches of rough grass or weeds. Even awkward uneven and uncared for areas can be tackled with the Cobra WT56B versatile trimmer.





A powerful, handheld tool for every job

The Cobra Petrol Handheld Range

The Cobra range of handheld petrol products are powered by Kawasaki or Cobra engines to give even more power at your fingertips. The range includes 9 petrol Brushcutters with loop or bike type handles, 4-in-1 Multi-Tool system, 5-in-1 Multi-Tool system, Hedgetrimmer, 2 Long Reach Hedgetrimmers, Grass Trimmer, 4 Chainsaws, Blower / Vac and a Backpack Blower.

Range Highlights

- Kawasaki and Cobra Engines
- 25cc - 62cc Displacements
- Bike and Loop Handles
- Oregon Bar & Chains
- Double Sided Blades
- Articulating Cutting Heads





COBRA GT260C

26cc Bent Shaft Grass Trimmer

The Cobra GT260C is built to tackle domestic gardening tasks. Powered by a 26cc Cobra engine and incorporating a bent shaft, the GT260C will help to make light work of the most hard to reach areas.

Expertly Powered By
COBRA



Specification

- Cobra Engine
- 26cc Displacement
- 0.77kW Max Power
- Premium Japanese Line Head
- Loop Handle
- Bent Shaft
- Single Shoulder Harness
- Weighs 4.8kg



Powered by Cobra

26cc Cobra Engine

This 26cc engine provides all the power your Cobra Grass Trimmer needs. The 2-stroke engine produces consistently strong power delivery together with state of the art engine technology, whilst achieving reduced fuel consumption and industry leading low emission levels.



Operator Feel & Manoeuvrability

Bent Shaft

The Cobra GT260C petrol Grass Trimmer comes complete with a bent shaft.

A combination of loop handle and bent shaft allows the two-string nylon cutting head to be guided over the working area to neatly trim grass and weed growth precisely.



Comfort, Balance and Control

D-Loop Handle

The Cobra GT260C is a bent shaft Grass Trimmer with loop handle for increased operator feel and manoeuvrability.

When combined with the included single shoulder harness, this Grass Trimmer is ideal for tackling large, demanding tasks.





Multi-Tools - For all your gardening needs

Petrol Multi-Tool Range

Cobra Multi-Tools are extremely robust and are equipped with loop type handles. They are powered by either Kawasaki or Cobra engines ranging between 25cc - 26.3cc. These 2-stroke engines provide improved acceleration, more power and the ability to function when held in any position.

Range Highlights

- Kawasaki and Cobra Engines
- 4-in-1 or 5-in-1
- Grass Trimmer Attachment
- Brushcutting Tri-Blade Attachment
- Pole Pruner Attachment
- Hedgetrimmer Attachment





COBRA MT250C

4-in-1 Petrol Multi-Tool System

The Cobra MT250C 4-in-1 Multi-Tool is powered by a 25cc engine. It includes 4 quality attachments - Grass Trimmer, Brushcutter, Pole Pruner and Articulating Long Reach Hedgetrimmer.

Specification

- Cobra Engine
- 25cc Displacement
- Single Shoulder Harness
- Brushcutting Tri-Blade
- Grass Trimmer (72cm Shaft)
- H'trimmer (72cm Shaft) (43cm Blade)
- Pole Pruner (72cm Shaft) (30cm Bar)
- Optional Extension Shaft Available



Expertly Powered By
COBRA

Hedgecutter Attachment

135° Articulating head for multiple angles

Comes complete with a 72cm shaft and is fitted with a 43cm / 17" double sided cutting blade with 30mm tooth spacing.



Pole Pruner Attachment

Pruning of hard to reach branches

Comes complete with a 72cm shaft and is fitted with a 30cm / 12" high quality Chainsaw bar and chain.



Brushcutter (Nylon Head)

Double line for long grass

Comes complete with a nylon line tap 'n' go Grass Trimmer attachment for mowing and thinning.



Brushcutter (Metal Blade)

Tri-Blade for thicker undergrowth

The heavy duty metal blade makes clearing larger areas of brambles, shrubs and saplings even easier.



COBRA MT270K

5-in-1 Petrol Multi-Tool System

The Cobra MT270K 5-in-1 Multi-Tool is powered by a 26.3cc Kawasaki engine. It includes 4 quality attachments - Grass Trimmer, Brushcutter, Pole Pruner and Articulating Long Reach Hedgecutter together with an extension shaft for increased reach.

Specification

- 26.3cc Kawasaki TJ27E
- 0.77kW Max. Power
- Single Shoulder Harness
- Brushcutting Tri-Blade
- Grass Trimmer (75cm Shaft)
- Pole Pruner (72cm Shaft) (30cm Bar)
- H'trimmer (72cm Shaft) (65cm Blade)
- Extension Shaft (80cm Shaft)



Kawasaki



Brushcutter (Nylon Head)

Double line for long grass

Comes complete with a nylon line tap 'n' go Grass Trimmer attachment for mowing and thinning.



Brushcutter (Metal Blade)

Tri-Blade for thicker undergrowth

The heavy duty metal blade makes clearing larger areas of brambles, shrubs and saplings even easier.



Hedgecutter Attachment

135° Articulating head for multiple angles

Comes complete with a 72cm shaft and is fitted with a 43cm / 17" double sided cutting blade with 30mm tooth spacing.



Pole Pruner Attachment

Pruning of hard to reach branches

Comes complete with a 72cm shaft and is fitted with a 30cm / 12" high quality Chainsaw bar and chain.



Kawasaki

Cobra, Powered by Kawasaki Engines

The Kawasaki 2-stroke engine produces consistently strong power delivery together with state of the art engine technology, whilst achieving reduced fuel consumption and industry leading low emission levels.



Powerful, efficient and reliable brushcutters

Petrol Brushcutter Range

Cobra Brushcutters are extremely robust with bike or loop type handles. They are powered by either Kawasaki or Cobra engines ranging between 26cc - 53cc. These 2-stroke engines provide improved acceleration, more power and the ability to function when held in any position.

Range Highlights

- Kawasaki and Cobra Engines
- 26cc - 53cc
- Bike and Loop Handles
- 0.5ltr - 1.1ltr Fuel Tank Capacities
- Nylon Head and Metal Tri-Blades
- Single and Double Shoulder Harnesses



COBRA Powered Brushcutters

26cc and 33cc Cobra Powered Brushcutters



Powered by Cobra Engines

1 26cc and 33cc Cobra Engine

The 26cc and 33cc engines provide all the power your Brushcutter needs.

The 2-stroke engine produces consistently strong power delivery together with state of the art engine technology, whilst achieving reduced fuel consumption and industry leading low emission levels.



Comfort, Balance and Control

2 D-Loop Handle and Straight Shaft

The loop handle and straight shaft provide increased operator feel and manoeuvrability.

4 Cutter Safety Guard

Cobra Brushcutters come as standard with a robust cutter guard for increased operator safety.



Tap 'n' Go Cutting Head & Blade

5 Nylon Head and Tri-Blade

Complete with tap 'n' go double line cutting head for mowing and thinning. The quality nylon line is automatically readjusted by simply tapping the cutting head on the ground.

The metal tri-blade makes clearing larger areas of brambles, shrubs and saplings even easier.



COBRA BC260C

26cc Brushcutter with Cobra Engine

The Cobra BC260C is a robust Brushcutter with a loop handle. It's 26cc 2-stroke Cobra engine provides faster acceleration and more power.



Specification

- 26cc Cobra Engine
- 0.77kW Max Power
- Nylon Head & Metal Blade
- D-Loop Handle
- Single Shoulder Harness
- 7kg Weight

COBRA BC330C

33cc Brushcutter with Cobra Engine

The 33cc 2-stroke Cobra engine provides faster acceleration and more power for the Cobra BC330C Brushcutter. Equipped with loop handle.



Specification

- 33cc Cobra Engine
- 0.77kW Max Power
- Nylon Head & Metal Blade
- D-Loop Handle
- Single Shoulder Harness
- 8.5kg Weight



Kawasaki Powered Brushcutters D-Loop / Bike Handles

26.3cc - 53cc Kawasaki Powered Brushcutters



Powered by Kawasaki Engines

1 26.3cc - 53cc Kawasaki Engine

Kawasaki engines provide all the power your Cobra Brushcutter needs.

The 2-stroke engine produces consistently strong power delivery together with state of the art engine technology, whilst achieving reduced fuel consumption and industry leading low emission levels.



Comfort, Balance and Control

2 D-Loop Handles

The loop handle provides increased operator comfort, balance and control.

3 Bike Handles

Cobra bike handle Brushcutters are ideal for tackling more time consuming, larger jobs. The handle position can be set by loosening one wing nut without any tools.



Tap 'n' Go Cutting Head & Blade

4 Nylon Head & Tri-Blade

Complete with tap 'n' go double line cutting head for mowing and thinning. The quality nylon line is automatically readjusted by simply tapping the cutting head on the ground.

The metal tri-blade makes clearing larger areas of brambles, shrubs and saplings even easier.





Why Choose **Kawasaki**?

The Kawasaki 2-stroke engine produces consistently strong power delivery together with state of the art engine technology, whilst achieving reduced fuel consumption and industry leading low emission levels.



COBRA BC270KB

26.3cc Brushcutter with Kawasaki Engine

The Cobra BC270KB is a robust Brushcutter with loop handle. It's 26.3cc Kawasaki engine provides strong power delivery.



Specification

- 26.3cc Kawasaki Engine
- 0.77kW Max Power
- Nylon Head & Metal Blade
- D-Loop Handle
- Single Shoulder Harness
- 7.5kg Weight

COBRA BC350KB

35cc Brushcutter with Kawasaki Engine

The 35cc 2-stroke Kawasaki engine provides relentless raw power for the BC350KB Brushcutter. Equipped with loop handle.



Specification

- 35cc Kawasaki Engine
- 1.03kW Max Power
- Nylon Head & Metal Blade
- D-Loop Handle
- Single Shoulder Harness
- 7.8kg Weight

COBRA BC450KB

45cc Brushcutter with Kawasaki Engine

The Cobra BC450KB has a Kawasaki 45cc engine giving consistently strong power delivery together with state of the art engine technology.



Specification

- 45cc Kawasaki Engine
- 1.42kW Max Power
- Nylon Head & Metal Blade
- D-Loop Handle
- Single Shoulder Harness
- 8kg Weight

COBRA BC270K

26.3cc Brushcutter with Kawasaki Engine

With its bike handles and 26.3cc Kawasaki 2-stroke engine, the Cobra BC270K is a powerful Brushcutter complete with nylon head and blade.



Kawasaki

Specification

- 26.3cc Kawasaki Engine
- 0.77kW Max Power
- Nylon Head & Metal Blade
- Bike Handle
- Double Shoulder Harness
- 8kg Weight

COBRA BC350K

35cc Brushcutter with Kawasaki Engine

The 35cc 2-stroke Kawasaki engine provides faster acceleration and more power for the BC350K Brushcutter. Equipped with bike handle.



Kawasaki

Specification

- 35cc Kawasaki Engine
- 1.03kW Max Power
- Nylon Head & Metal Blade
- Bike Handle
- Double Shoulder Harness
- 8.5kg Weight

COBRA BC450K

45cc Brushcutter with Kawasaki Engine

The Cobra BC450K is powered by a huge 45cc Kawasaki 2-stroke engine. Ideal for easily clearing areas of tough growth.



Kawasaki

Specification

- 45cc Kawasaki Engine
- 1.42kW Max Power
- Nylon Head & Metal Blade
- Bike Handle
- Double Shoulder Harness
- 9.5kg Weight

COBRA BC530K

53cc Brushcutter with Kawasaki Engine

The most powerful Cobra Kawasaki powered Brushcutter in the Cobra range. Powered by an uncompromising 53cc of raw power.



Kawasaki

Specification

- 53cc Kawasaki Engine
- 2.0kW Max Power
- Nylon Head & Metal Blade
- Bike Handle
- Double Shoulder Harness
- 10.5kg Weight



COBRA Cutting Heads

Cobra Brushcutters come complete with tap 'n' go double line cutting head for mowing and thinning and metal tri-blade for clearing larger areas of brambles, shrubs and saplings.



Brushcutter Range Overview

Expertly Powered By
COBRA



| | BC260C | BC330C |
|-------------------------------|----------------------|----------------------|
| Engine: | 26cc Cobra | 33cc Cobra |
| Engine Type: | Air Cooled, 2-Stroke | Air Cooled, 2-Stroke |
| Max. Power: | 0.77kW | 0.77kW |
| Nylon Head & Metal Tri-Blade: | ✓ | ✓ |
| Fuel Tank Capacity: | 0.6ltr | 0.8ltr |
| Harness: | Single Shoulder | Single Shoulder |
| Handle: | Loop | Loop |
| Weight: | 7kg | 8.5kg |

Kawasaki



| | BC270KB | BC350KB | BC450KB |
|-------------------------------|-----------------------|----------------------|----------------------|
| Engine: | 26.3cc Kawasaki TJ27E | 35cc Kawasaki TJ35E | 45cc Kawasaki TJ45E |
| Engine Type: | Air Cooled, 2-Stroke | Air Cooled, 2-Stroke | Air Cooled, 2-Stroke |
| Max. Power: | 0.77kW | 1.03kW | 1.42kW |
| Nylon Head & Metal Tri-Blade: | ✓ | ✓ | ✓ |
| Fuel Tank Capacity: | 0.5ltr | 0.7ltr | 0.9ltr |
| Harness: | Single Shoulder | Single Shoulder | Single Shoulder |
| Handle: | Loop | Loop | Loop |
| Weight: | 7.5kg | 7.8kg | 8kg |

Kawasaki



| | BC270K | BC350K | BC450K | BC530K |
|-------------------------------|-----------------------|----------------------|----------------------|----------------------|
| Engine: | 26.3cc Kawasaki TJ27E | 35cc Kawasaki TJ35E | 45cc Kawasaki TJ45E | 53cc Kawasaki TJ53E |
| Engine Type: | Air Cooled, 2-Stroke | Air Cooled, 2-Stroke | Air Cooled, 2-Stroke | Air Cooled, 2-Stroke |
| Max. Power: | 0.77kW | 1.03kW | 1.42kW | 2.0kW |
| Nylon Head & Metal Tri-Blade: | ✓ | ✓ | ✓ | ✓ |
| Fuel Tank Capacity: | 0.5ltr | 0.7ltr | 0.9ltr | 1.1ltr |
| Harness: | Double Shoulder | Double Shoulder | Double Shoulder | Double Shoulder |
| Handle: | Bike | Bike | Bike | Bike |
| Weight: | 8kg | 8.5kg | 9.5kg | 10.5kg |

COBRA LRH26C

Powerful 26cc Handheld Petrol Hedgetrimmer

The Cobra LRH26C petrol Long Reach Hedgetrimmer powered by a Cobra engine is built to tackle the most awkward jobs. With a 135° articulating head and tooth spacing of 30mm, the LRH26C will make light work of long and tall hedges.

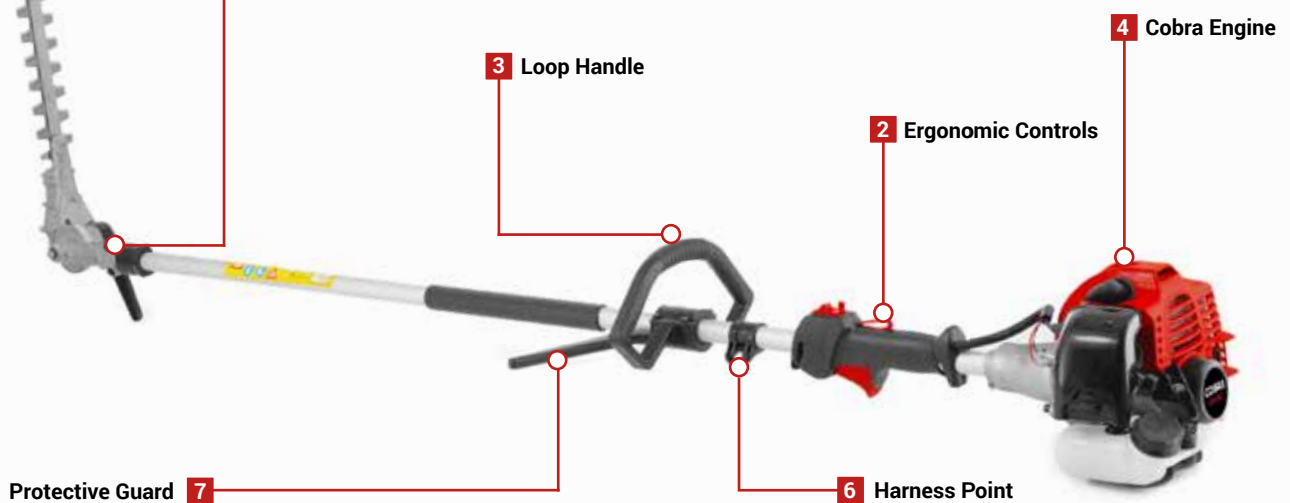
Specification

- Cobra 2-Stroke Engine
- D Loop Handle
- 26cc Displacement
- Single Shoulder Harness
- 62cm Double Sided Blade
- 135° Articulating Head
- 30mm Tooth Spacing
- Overall Length 251cm



Expertly Powered By
COBRA

ARTICULATING



Precise Cutting Every Time

1 62cm Double Sided Blade

Comes with a 62cm double sided reciprocating cutting blade, with a large 30mm tooth spacing. Double sided blades are more suitable for shaping.

2 135° Articulating Cutting Head

The Cobra LRH26C Long Reach Hedgetrimmer comes equipped with a 62cm blade which articulates through 135°, giving greater versatility when cutting and trimming your hedges.



Powerful Cobra Engine

3 26cc Cobra 2-Stroke Engine

The 26cc engine on the Cobra LRH26C Long Reach Hedgetrimmer provides all the power you need.

The 2-stroke engine on the Cobra LRH26C produces consistently strong power delivery together with state of the art engine technology, whilst achieving reduced fuel consumption and industry leading low emission levels.



Comfort, Balance & Safety

4 Ergonomic Controls

The ergonomically positioned controls not only make operator use more comfortable, but more importantly, as safe as possible.

5 Safety as Standard

The Protective Guard on the Cobra LRH26C helps shield the operator from getting too close to the working end of the machine.



Kawasaki

COBRA LRH270K


26.3cc Petrol Long Reach Hedgetrimmer

The Cobra LRH270K petrol Long Reach Hedgetrimmer is built to tackle the most awkward jobs. With an articulating head and tooth spacing of 30mm, the LRH270K will make light work of long and tall hedges.

Specification

- Kawasaki TJ27E 2-Stroke Engine
- 26.3cc Displacement
- 0.77kW Max Power
- 62cm Double Sided Blade
- 30mm Tooth Spacing
- Overall Length 251cm
- 135° Articulating Head
- Single Shoulder Harness

ARTICULATING Kawasaki



ARTICULATING

Even easier to cut at various cutting angles

The Cobra LRH270K Long Reach Hedgetrimmer comes equipped with a 62cm blade which articulates through 135°, giving greater versatility when cutting and trimming your hedges.

By simply sliding down the collar at the top of the machine the head is released and can be adjusted to suit whichever cutting angle you wish to use. Release the collar and the head locks back into place. Ideal when tackling tall hedges.

Precise Cutting Every Time

1 62cm Double Sided Blade

Comes with a 62cm double sided reciprocating cutting blade, with a large 30mm tooth spacing. Double sided blades are more suitable for shaping, as you can alter the direction of the cut easily.



Comfort, Balance and Control

2 Ergonomic Controls

The ergonomically positioned controls not only make operator use more comfortable, but more importantly, make the LRH270K as safe to use as possible.



COBRA HT62C

Powerful 22cc Handheld Petrol Hedgetrimmer

The Cobra HT62C petrol Hedgetrimmer featuring a 62cm / 24" blade is designed for use on all types of hedges. Powered by Cobra's own 22cc 2-stroke engine and incorporating a Twist Grip Handle to help tackle the most awkward jobs.

Specification

- Cobra 2-Stroke Engine
- 28mm Tooth Spacing
- 22cc Displacement
- Magnesium Alloy Casting
- Walbro Carburettor
- Twist Grip Handle
- 62cm Double Sided Blade
- Weighs 4.6kg






"TWIST" GRIP

The Cobra HT62C is equipped with the "Twist Grip" handle, making it easier to cut at a variety of angles with comfort and control.



Petrol Hedgetrimmer Range Overview

| |  HT62C |  LRH26C |  LRH270K |
|----------------------------|---|---|---|
| Engine: | 22cc Cobra | 26cc Cobra | 26.3 Kawasaki TJ27E |
| Engine Type: | 2-Stroke | 2-Stroke | 2-Stroke |
| Max. Power: | 0.65kW | 0.65kW | 0.77kW |
| Articulating Cutting Head: | X | ✓ | ✓ |
| Blade Length: | 62cm / 24" | 62cm / 24" | 62cm / 24" |
| Harness: | X | ✓ | ✓ |
| Tooth Spacing: | 28mm | 30mm | 30mm |
| Twist Grip Handle: | ✓ | X | X |
| Weight: | 4.6kg | 7.5kg | 8.5kg |



Make light work of the most demanding jobs

Petrol Chainsaw Range

Cobra petrol Chainsaws are built to tackle the most demanding jobs. They come equipped with Oregon bar and chains as standard, ranging in lengths from 14" - 20". These Chainsaws are powered by Cobra engines varying between 42cc - 62cc. Whether you're pruning or cutting firewood, Cobra petrol Chainsaws are up to the job.

Range Highlights

- Cobra Engines
- 42cc - 62cc
- 14" - 20" / 35cm - 50cm Bar Lengths
- Oregon Bar and Chain
- Walbro Carburettor
- Magnesium Cranks Case (on selected models)



COBRA Petrol Chainsaws

42cc - 62cc Petrol Powered Chainsaws



Cutter Bar and Chain

1 Oregon Bar and Chain

Cobra petrol Chainsaws are fitted with Oregon bar and chains, the world's leading manufacturer and marketer of cutting chains and guide bars for Chainsaws. Known for its innovative spirit, the company focuses on manufacturing products that offer a superior competitive advantage and so fits perfectly with Cobra Chainsaws.



Safety Features

2 Safety Chain Brake

Used to stop the Chainsaw chain from rotating around the bar. Two ways to engage the chain brake: by pushing the handle forward, or by the force of inertia that occurs when the saw kicks back.

3 Walbro

The largest manufacturer of ignition and fuel management components.



COBRA Protects

All Cobra petrol Chainsaws come as standard with a carry bag. Made from high quality sturdy nylon. For safe storage and transport of all Cobra petrol Chainsaws with bar lengths up to 50cm / 20".



NEW COBRA CS420-14

42cc / 14" Chainsaw with Cobra Engine

The Cobra CS420-14 42cc petrol Chainsaw has a 14" Oregon bar and chain. It is built to tackle the most demanding jobs.



Specification

- 42cc Cobra Engine
- 35cm / 14" Bar Length
- Oregon Bar & Chain



NEW COBRA CS420-16

42cc / 16" Chainsaw with Cobra Engine

The CS420-16 has an increased bar length for more intensive work, is powered by a 42cc Cobra engine and has a 16" Oregon bar and chain.



Specification

- 42cc Cobra Engine
- 40cm / 16" Bar Length
- Oregon Bar & Chain



NEW COBRA CS520-18

52cc / 18" Chainsaw with Cobra Engine

With its 18" Oregon bar and chain the Cobra CS520-18 is a versatile petrol Chainsaw with 52cc of cutting power and magnesium alloy crank case saving 30% on overall weight.



Specification

- 52cc Cobra Engine
- 45cm / 18" Bar Length
- Oregon Bar & Chain
- Magnesium Alloy Crank Case



NEW COBRA CS620-20

62cc / 20" Chainsaw with Cobra Engine

The CS620-20 is the most powerful petrol Chainsaw in the Cobra range. It comes with a 20" Oregon bar and chain & magnesium alloy crank case saving 30% on overall weight.



Specification

- 62cc Cobra Engine
- 50cm / 20" Bar Length
- Oregon Bar & Chain
- Magnesium Alloy Crank Case



Bar & Chains

Cobra & Oregon, the perfect combination

Cobra petrol Chainsaws are fitted with Oregon bar and chains, the world's leading manufacturer and marketer of cutting chains and guide bars for Chainsaws.



Petrol Chainsaw Range Overview



| | CS420-14 | CS420-16 | CS520-18 | CS620-20 |
|-----------------------------|----------------------|----------------------|----------------------|----------------------|
| Engine: | 42cc Cobra | 42cc Cobra | 52cc Cobra | 62cc Cobra |
| Engine Type: | Air Cooled, 2-Stroke | Air Cooled, 2-Stroke | Air Cooled, 2-Stroke | Air Cooled, 2-Stroke |
| Chain / Bar Length: | 35cm / 14" | 40cm / 16" | 45cm / 18" | 50cm / 20" |
| Bar / Chain: | Oregon Bar / Chain | Oregon Bar / Chain | Oregon Bar / Chain | Oregon Bar / Chain |
| Safety Chain Brake: | ✓ | ✓ | ✓ | ✓ |
| Magnesium Alloy Crank Case: | X | X | ✓ | ✓ |
| Walbro Carburettor: | ✓ | ✓ | ✓ | ✓ |



COBRA BV26C

26cc Petrol Blower / Vac with Cobra Engine

This lightweight but powerful 26cc Blower / Vac is ideal for medium to large areas. Complete with a Cobra easy starting engine and high performance mulching capabilities.

Specification

- Cobra Engine
- Recoil Pull Start
- 26cc Displacement
- Converts from Blow to Vac
- 2 Stroke
- Mulching 10:1
- Ergonomic Comfort Controls
- Weighs 5kg



Expertly Powered By
COBRA

Increased Collection

Easily Change Blow To Vac

The BV26C Blower / Vac has been designed to make clearing your garden a simple and effortless task. You can convert from collect to blow in an instant by simply changing the tubes.



Comfort, Balance and Control

Ergonomically Positioned Controls

The ergonomically positioned controls not only make operator use more comfortable, but more importantly, make using Cobra petrol Blower / Vac as safe as possible.



Powerful Cobra Engine

Cobra 26cc 2-Stroke Engine

The Cobra 26cc 2-Stroke engine offers a quiet, yet powerful combination for a variety of demanding applications. It incorporates the latest engine design technologies ensuring optimal efficiency.



COBRA BP43C

43cc Petrol Backpack Blower

The Cobra BP43C 43cc Backpack Blower is ideal for medium to large areas. Complete with a Cobra 43cc easy starting engine and a cruise control setting for operator comfort.

Specification

- Cobra Engine
- 43cc Displacement
- 2 Stroke
- 865m³/h Max Airflow
- Cruise Control Setting
- Weighs 6.5kg



Expertly Powered By
COBRA



Powerful Cobra Engine

Cobra puts the power in your hands

The Cobra 43cc 2-Stroke engine offers a quiet, yet powerful combination for completing garden tasks with the BP43C Backpack Blower.



Comfort & Control

Use the BP43C in complete comfort

The Cobra BP43C Backpack Blower has an ergonomically designed and well-padded carrying frame for improved support and balance.



Ergonomic Controls

Tidying your garden has never been so easy

The ergonomically positioned controls not only make operator use more comfortable, but more importantly, as safe as possible.



Tackle every job in the garden with ease

The Cobra Electric Handheld Range

Cobra have an extensive range of powerful handheld electric products to make maintaining gardens even easier. The range includes 3 Chainsaws with Oregon bar and chains, 2 Hedgetrimmers, Blower / Vac, Grass Trimmer, Quiet Shredder together with a Long Reach Pruner.

Range Highlights

- 500W - 2600W Motors
- Oregon Bar & Chains
- Double Sided Blades
- 10m Cable Lengths
- Telescopic Shafts
- Articulating Cutting Heads





COBRA Electric Hedgetrimmers

Powerful, Efficient Handheld & Long Reach Hedgetrimmers



Quality Double Sided Blades

1 21" & 24" Double Sided Blades

- 2** Equipped with durable, reliable double sided cutting blades, with large 20mm - 24mm tooth spacing.

Double sided blades are more suitable for shaping, as you can alter the direction of the cut easily.



Comfort, Balance and Safety

3 Protective Safety Guard

Come as standard with a robust cutter guard for increased operator safety.

4 Comfort Controls

The ergonomically positioned controls not only make operator use more comfortable but combined with the rotating back handle, easier to cut at a variety of angles.



Even More Features

5 Twist Grip Handle

The Cobra H60E is equipped with the "Twist Grip" handle, making it easier to cut at a variety of angles with comfort and control.



COBRA H55E

55cm Cutting Length Electric Hedgetrimmer

The Cobra H55E 600W electric Hedgetrimmer is built to tackle the most demanding jobs with its 55cm double sided blade. With a tooth spacing of 20mm the H55E will make light work of domestic hedges.



Specification

- 600W Rated Power
- 230V-50Hz Rated Voltage
- 21" / 55cm Blade Length
- 20mm Cutting Diameter
- Mechanical Brake
- LED Indicator
- Comfort Handle
- 10m Cable Length

COBRA H60E

60cm Cutting Length Electric Hedgetrimmer

With its 710W of power, 60cm double sided blade and 'Twist Grip' handle, the Cobra H60E Hedgetrimmer can handle all types of hedges and bushes with confidence and ease.



Specification

- 710W Rated Power
- 230V-50Hz Rated Voltage
- 24" / 60cm Blade Length
- 24mm Cutting Diameter
- Mechanical Brake
- LED Indicator
- Rotary Handle
- 10m Cable Length






"TWIST" GRIP

H60E with Ergonomically positioned Controls

The Cobra H60E is equipped with the "Twist Grip" handle, making it easier to cut at a variety of angles with comfort and control.



Hedgetrimmer Range Overview

| |  |  |  |
|--------------------|---|--|---|
| | H55E | H60E | LRH40E |
| Motor Rated Power: | 600W | 710W | 500W |
| Blade Length: | 55cm / 21" | 60cm / 24" | 40cm / 16" |
| Tooth Spacing: | 20mm | 24mm | 20mm |
| Brake: | Mechanical | Mechanical | Mechanical |
| LED Indicator: | ✓ | ✓ | X |
| Twist Grip Handle: | X | ✓ | X |
| Articulating Head: | X | X | ✓ |
| Long Reach: | X | X | ✓ |




COBRA LRH40E

Electric Powered Long Reach Hedgetrimmer

The Cobra LRH40E 500W electric Long Reach Hedgetrimmer is built to tackle the most awkward jobs. With an articulating head and tooth spacing of 20mm, the LRH40E will make light work of long and tall hedges.



6 10m Cable Length



Telescopic Shaft: 185cm
Max Length

4 Comfort Controls

Articulates through 90°

16" / 40cm Blade Length

5 Powerful 500W Motor

Precise Cutting Every Time

1 16" Double Sided Blade

Equipped with a 16" double sided cutting blade, with a large 20mm tooth spacing.

Double sided blades are more suitable for shaping, as you can alter the direction of the cut without moving around as much.



Various Cutting Angles

2 Articulating Head

Equipped with a 40cm blade which articulates through 90°. By simply pressing and holding the button on the top of the machine the head is released and can be adjusted. Release the button and the head locks into place.



For a Longer Reach

3 Easy Extending Shaft

The Cobra LRH40E electric Long Reach Hedgetrimmer has an extending shaft for reaching the hard to get to areas around the garden. It extends to a maximum of 1.8m. Ideal when tackling tall hedges.





COBRA GT600E

Powerful 600W Electric Grass Trimmer

The Cobra GT600E is a high performance electric Trimmer. It has a powerful 600W efficient motor, a 30cm cutting width and has a rotating head for easily trimming lawn edges.

Specification

- 30cm Cutting Width
- 600W Motor 230V-50Hz
- Tap & Go Dual Line Feed
- Telescopic Height Adjuster
- 10m Cable Length
- 90° Lawn Edging
- 1.5mm Twisted Line
- Plant Protection Guard



High Performance Edging

Complete 90° Lawn Edging

Electric Grass Trimmers are good for use on small lawns, overgrown lawns and areas of long grass next to walls and trees. The Cobra GT600E electric Grass Trimmer has a 90° tilting cutter head which makes for effortless, speedy edging.



Increased Operator Control

Integrated Edging Roller Wheel

For easily trimming borders and lawn verges, just pull back the collar to rotate the head through 45°.

The integrated guide wheel will then help you achieve a clean cut and beautiful finish every time.



Comfortable Trimming

Extending Telescopic Shaft

Complete with a telescopic shaft for increased operator feel and manoeuvrability.

The telescopic shaft means that Cobra's GT600E electric Grass Trimmer can be set up to suit any operator.





Cobra Chainsaws are quite simply “a cut above the rest”

Electric Chainsaw Range

Cobra electric Chainsaws are built to tackle the most demanding jobs. They come equipped with Oregon bar and chains as standard, ranging in bar lengths from 35cm - 45cm. These Chainsaws are powered by motors varying between 1800W - 2400W. Whether you're pruning or cutting firewood, Cobra electric Chainsaws are up to the job.

Range Highlights

- 1800W - 2400W Rated Power
- 230V-50Hz Rated Voltage
- 35cm - 45cm Bar Lengths
- Oregon Bar and Chain
- Over-Load Protection
- 10m Cable Length



COBRA Electric Chainsaws

1800W - 2400W Electric Powered Chainsaws



Cutter Bar and Chain

1 Oregon Bar and Chain

Cobra electric Chainsaws are fitted with Oregon bar and chains, the world's leading manufacturer and marketer of cutting chains and guide bars for Chainsaws. Known for its innovative spirit, the company focuses on manufacturing products that offer a superior competitive advantage and so fits perfectly with Cobra Chainsaws.



Even More Features

2 Quick Chain Tensioner

Quick chain tensioning system which eliminates the need for any tools for tightening the chain. Just a quick rotation of the tensioning wheel and you'll be back in action without any down time.

3 10m Cable

Cobra electric Chainsaws come complete with an impressive 10m cable.



Safety Features

4 Safety Chain Brake

The safety chain brake is used to stop the Chainsaw chain from rotating around the bar.

Two ways to engage the chain brake: by pushing the handle forward, or by the force of inertia that occur when the saw kicks back.



COBRA CS35E

1800W / 14" Electric Powered Chainsaw

The Cobra CS35E 1800W electric Chainsaw is built to tackle the most demanding jobs with its 14" Oregon bar and chain.



Specification

- 1800W Rated Power
- 35cm / 14" Bar Length
- Oregon Bar & Chain



COBRA CS40E

2000W / 16" Electric Powered Chainsaw

With its larger 16" Oregon bar and chain the Cobra CS40E is equipped to handle more intensive work with 2000W of pure power.



Specification

- 2000W Rated Power
- 40cm / 16" Bar Length
- Oregon Bar & Chain





COBRA CS45E

2400W / 18" Electric Powered Chainsaw

The CS45E is the most powerful electric Chainsaw in the Cobra range. It comes with an 18" Oregon bar and chain and a 2400W motor.



Specification

- 2400W Rated Power
- 45cm / 18" Bar Length
- Oregon Bar & Chain



Bar & Chains

Cobra electric Chainsaws are fitted with Oregon bar & chains, the world's leading manufacturer and marketer of chains and guide bars for Chainsaws.

Known for its innovative spirit, the company focuses on manufacturing products that offer a superior competitive advantage and so fits perfectly with Cobra Chainsaws.



Electric Chainsaw Range Overview

| |  |  |  |
|---------------------|---|--|---|
| | CS35E | CS40E | CS45E |
| Motor Rated Power: | 1800W | 2000W | 2400W |
| Rated Voltage: | 230V-50Hz | 230V-50Hz | 230V-50Hz |
| Chain / Bar Length: | 35cm / 14" | 40cm / 16" | 45cm / 18" |
| Chain Speed: | 13.5m/s | 13.5m/s | 13.5m/s |
| Bar / Chain: | Oregon Bar / Chain, Low Kickback | Oregon Bar / Chain, Low Kickback | Oregon Bar / Chain, Low Kickback |
| Protection: | Over-Load Protection | Over-Load Protection | Over-Load Protection |
| Cable: | 10m | 10m | 10m |
| Weight: | 7kg | 7kg | 7kg |



For a Longer Reach

1 Easy Extending Shaft

Cobra P20E electric Pole Pruner has an extending shaft for reaching the hard to get to areas around the garden.

The machine will extend to a maximum length of 2.7m.



Cutter Bar and Chain

2 Oregon Bar and Chain

The P20E is fitted with an Oregon bar and chain, the world's leading manufacturer of cutting chains and guide bars. Known for its innovative spirit, the company focuses on manufacturing products that offer a superior competitive advantage and so fits perfectly with Cobra.



Comfort, Balance and Control

3 Ergonomic Controls

The ergonomically positioned controls not only make operator use more comfortable, but more importantly, make using the Cobra P20E Pole Pruner safe.





COBRA BV2600

Electric Powered Blower Vacuum

The Cobra BV2600 electric Blower Vacuum has the added features of a power mulching system and a large 45ltr collection bag. This model has a high 270km/h airspeed and quick change blow to vac system.

Specification

- 2600W Rated Power
- 230V-50Hz Rated Voltage
- 15000/min No-Load Speed
- 270km/h Wind Speed
- 10:1 Mulching Ratio
- 45ltr Dust Bag Capacity
- 10m Cable Length
- Quick Change Blow to Vac



Feature Packed Blower / Vac

Tidying your garden has never been so easy

The front roller wheel increases the machines manoeuvrability and provides operator support for long periods of use. This versatile gardening tool boasts increased user control due to its variable speed selection.



Qchange
SYSTEM



Qchange
SYSTEM

Cobra BV2600 with 'Quick change' system

The lightweight Cobra BV2600 electric Blower Vac has been designed to make clearing your garden a simple and effortless task. The ergonomically positioned 'quick exchange' lever means you can convert from collect to blow in an instant.





COBRA QS2500

Powerful 2500W Quiet Drum Shredder

The QS2500 Quiet Drum Shredder is powered by a 2500W electric motor and is ideal for shredding garden waste up to 40mm in diameter. Supplied with a practical plunger for increased throughput on heavier loads.



Specification

- 2500W Electric Motor
- Drum Gear Shredding System
- Integral 50ltr Collection Box
- Large 40mm Cutting Capacity
- 10m Cable Length
- Transport Wheels
- Auto-Feed Function
- Includes Plunger

Comfort, Balance and Control

Ergonomic Controls

The Cobra QS2500 has been designed to make shredding garden waste a simple and effortless task.

The ergonomically positioned controls not only make operator use more comfortable, but more importantly, make using your Cobra Shredder as safe as possible.



Increased Collection

50ltr Collection Box

The Cobra QS2500 electric Quiet Drum Shredder comes equipped with a 50ltr collection box, ideal for collecting large amounts of garden waste before the need for emptying.

For added safety, a switch automatically cuts the motor if the box is removed.



For Speed and Ease

Practical Plunger

The Cobra QS2500 Quiet Drum Shredder is supplied with a practical plunger to help feed through the waste material and to speed up the shredding of heavier loads.





Cordless machines powered by Li-ion technology



24v and 40v Cordless Handheld Range

The Cobra Li-ion 24v and 40v cordless range are both powerful and efficient to make maintaining your garden even easier without the need for petrol or cables.

The range includes 1 Chainsaw with Oregon bar and chain, 2 Hedgetrimmers, a Blower and 2 Grass Trimmers. As a completely emission-free cordless power tool, you can use your fully charged Cobra cordless machine wherever and whenever you like.

Range Highlights

- 24v & 40v Lithium-ion Batteries
- 40v One Battery Fits All System
- 24v with Turbo & Eco Modes
- 24v & 40v Hedgetrimmers & Grass Trimmers
- 24v Garden Blower
- 40v Chainsaw



COBRA 24V Cordless

24v Handheld Machines Powered By Lithium-ion

LI-ION
24v Lithium-ion

Compared with traditional battery technology, Cobra Lithium-ion batteries charge faster, last longer and have a higher power density for more battery life in a lighter package. Cobra's cordless battery technology opens the door to countless uses, even in places with no electricity.

Additional Cobra 24v Lithium-ion batteries and chargers are available:

- 24v Lithium-ion Battery (Part No: 24V2AHLI)
- 24v Lithium-ion Charger (Part No: 24V2AHCHARGER)

Benefits of Lithium-ion Technology

- Superior "Useable" Capacity
- Extended Battery Cycle Life
- Fast & Efficient Charging
- Temperature Resistant
- No Storage Issues
- Little Maintenance Requirements



COBRA GT30-24V

24v Cordless Grass Trimmer

The Cobra GT3024V is a high performance cordless Trimmer. It is powered by a 24v Li-ion battery, has a 30cm cutting width and a 90° tilting cutter head which makes for effortless, speedy edging.

Specification

- 1x 24v Li-ion Battery
- 30cm Cutting Width
- 1.65mm Twisted Cutting Line
- Up to 30mins No Load Run Time
- Approx 2hrs Charge Time
- 90° Lawn Edging
- Telescopic Height Adjuster
- Weight: 2.4kg (Including Battery)





COBRA H50-24V

24v Cordless Hedgetrimmer

The Cobra H5024V cordless Hedgetrimmer is built to tackle the most demanding jobs. With its 50cm double sided blade, tooth spacing of 15mm and 24v Li-ion battery it will make light work of hedges.

Specification

- 1x 24v Li-ion Battery
- Up to 50mins No Load Run Time
- 50cm / 19" Double Sided
- Approx 2hrs Charge Time
- 15mm Tooth Spacing
- Eco 1200rpm / Turbo 1450rpm
- 2.0Ah Battery Capacity
- Weight: 2.4kg (Including Battery)



COBRA BV65-24V

24v Cordless Leaf Blower

The Cobra BV6524V cordless Blower is powered by a 24v Lithium-ion battery. This model has turbo and eco modes and is lightweight for comfortable use over longer periods of time.

Specification

- 1x 24v Li-ion Battery
- Eco / Turbo Mode
- 2.0Ah Battery Capacity
-
- Up to 20mins No Load Run Time
- Eco 55m/s / Turbo 65m/s
- Approx 2hrs Charge Time
- Weight: 1.7kg (Including Battery)



COBRA 40V Cordless

40v Handheld Machines Powered By Lithium-ion



SAMSUNG

One Battery Fits All, 40v Cobra Cordless System

Cobra's 40v Li-ion system consists of a range of 3 Lawnmowers that come complete with 1 or 2 batteries and 3 handheld garden tools. All Lawnmowers and garden tools in this range can be powered from a standard 40v Samsung battery and charger system.

Additional 40v Lithium-ion batteries and chargers are available:

- 40v Lithium-ion Battery (Part No: 40V4AHLI)
- 40v Lithium-ion Charger (Part No: 40V2AHCHARGER)



COBRA GT3240VZ

40v Cordless Grass Trimmer (Battery not included)


The Cobra GT3240VZ is a high performance cordless Grass Trimmer. It is powered by a 40v Li-ion Samsung battery (**Battery not included**) and has a 28 - 32cm cutting width.

Specification

- 1x 40v Li-ion Battery (**Not incl.**)
- 28 - 32cm Cutting Width
- 1.6mm Twisted Cutting Line
- Up to 80mins No Load Run Time
- Approx 90mins Charge Time
- 7500rpm No Load Speed
- Weighs 2.9kg (Including Battery)
- Batteries Available Separately



SAMSUNG





COBRA CS3540VZ

40v Cordless Chainsaw (Battery not incl.)

The Cobra CS3540VZ 40v cordless Chainsaw is built to tackle the most demanding jobs. Whether you're pruning or cutting firewood, the CS3540VZ with 14" Oregon bar and chain is up to the job.

Specification

- 1x 40v Li-ion Battery (**Not incl.**)
- 35cm / 14" Bar Length
- Oregon Bar & Chain
- Up to 50mins No Load Run Time
- Approx 90mins Charge Time
- 5000rpm No Load Speed
- 9.0m/s Chain Speed
- Weight: 5.5kg (Including Battery)



COBRA H5540VZ

40v Cordless Hedgetrimmer (Battery not incl.)



The Cobra H5540VZ is built to tackle the most demanding jobs. With its 55cm double sided blade, tooth spacing of 28mm and 40v Li-ion Samsung battery (**Battery not included**) it will make light work of hedges.



Specification

- 1x 40v Li-ion Battery (**Not incl.**)
- 55cm / 21" Cutting Length
- Double Sided Blade
- 28mm Tooth Spacing
- Up to 85mins Run Time
- Approx 90mins Charge Time
- 1400rpm No Load Speed
- Weight 4.2kg (Including Battery)



Cordless Handheld Range Overview

| |  |  |
|------------------------------------|---|---|
| | GT3024V | GT3240VZ |
| Battery: | 1 x 24v Li-ion | 1 x 40v Li-ion Samsung (Not incl.) |
| Battery Capacity: | 2.0Ah | 4.0Ah |
| Cutting Width: | 30cm | 28 - 32cm |
| Cutting Line: | 1.65mm Twisted | 1.6mm Twisted |
| Battery Run Time: | Up to 30mins | Up to 80mins |
| Battery Charge Time: | Approx 2hrs | Approx 90mins |
| Telescopic Height Adjuster: | ✓ | ✓ |
| 90° Lawn Edging: | ✓ | ✓ |
| No Load Speed: | Eco 7000rpm / Turbo 8400rpm | 7500rpm |
| Weight (Including Battery): | 2.4kg | 2.9kg |

| |  |  |
|------------------------------------|--|---|
| | H5024V | H5540VZ |
| Battery: | 1 x 24v Li-ion | 1 x 40v Li-ion Samsung (Not incl.) |
| Battery Capacity: | 2.0Ah | 4.0Ah |
| Blade Length: | 50cm / 19" Double Sided | 55cm / 21" Double Sided |
| Tooth Spacing: | 15mm | 28mm |
| Battery Run Time: | Up to 50mins | Up to 85mins |
| Battery Charge Time: | Approx 2hrs | Approx 90mins |
| Blade Guard: | ✓ | X |
| No Load Speed: | Eco 1200rpm / Turbo 1450rpm | 1400rpm |
| Weight (Including Battery): | 2.4kg | 4.2kg |

| |  |
|------------------------------------|---|
| | BV6524V |
| Battery: | 1 x 24v Li-ion |
| Battery Capacity: | 2.0Ah |
| Eco / Turbo Mode: | ✓ |
| Wind Speed: | Eco 55m/s / Turbo 65m/s |
| Battery Run Time: | Up to 20mins |
| Battery Charge Time:: | Approx 2hrs |
| No Load Speed: | Eco 1200rpm / Turbo 14500rpm |
| Weight (Including Battery): | 1.7kg |

| |  |
|------------------------------------|---|
| | CS3540VZ |
| Battery: | 1 x 40v Li-ion Samsung (Not incl.) |
| Battery Capacity: | 4.0Ah |
| Chain / Bar Length: | 35cm / 14" |
| Bar / Chain: | Oregon |
| Battery Run Time: | Up to 50mins |
| Battery Charge Time:: | Approx 90mins |
| No Load Speed: | 5000rpm |
| Weight (Including Battery): | 5.5kg |



Maintaining gardens with comfort & style

Lawncare Range

Cobra has a range of petrol, electric and hand tools for maintaining lawns and gardens. The range is made up of 3 petrol Cultivators which are powered by powerful Briggs and Stratton & Cobra engines, 3 electric lawn Scarifiers with both aerating and raking options, 2 petrol lawn Scarifiers, 6 Hand Carts, 3 Spreaders, 4 Sack Trolleys, 2 Log Splitters and a Garden Roller.

Range Highlights

- Briggs & Stratton & Honda Engines
- 1300W - 3000W Rated Power
- 13" - 15" Scarifying Working Widths
- 200kg - 300kg Cart Capacities
- Push & Towed Spreader Options
- 150kg - 200kg Sack Trolley Capacities



COBRA Lawncare Range

16" - 24" Petrol Powered Cultivators



Robust Tines

1 Steel Tines

With 4 or 6 steel cultivating tines, the Cobra petrol Cultivators are well equipped for turning over soil in medium to large gardens.

Cultivators are useful for turning soil, mixing in compost and fertilizer for soil amendment and loosening soil to help water reach plant roots.



Get the Job Done Quicker

2 16" - 24" Working Widths

The Cobra petrol Cultivators have generous 16" and 24" working widths meaning you can get more work done in a shorter time.

The right sized Cultivator can make short work of preparing soil ready for new plantings and for the mixing in of compost, manure and fertilisers. Get your garden in shape with Cobra Cultivators.



Powered by Briggs & Stratton

3 B&S 500 Series & 850 Series Engines

The 500 series provides the best-in-class performance in its category. It incorporates the latest engine design technologies ensuring optimal torque and efficiency, resulting in lower emissions.

The 850 series engine family utilizes Over Head Valve (OHV) technology, which runs cooler and cleaner - delivering more power, longer engine life and improved fuel economy.



NEW COBRA T24C

10" Petrol Cultivator Powered by Cobra

The Cobra T24C Cultivator is equipped with a powerful 43cc Cobra 2-Stroke engine and has a 10" tilling width for working in the tightest of areas. At just 16.2kg this cultivator is both lightweight & manoeuvrable.



Specification

- Cobra 2-Stroke Engine
- 43cc Displacement
- Power: 1.25kW / 5000rpm
- 23.5cm / 10" Tilling Width
- Variable Speed Control
- Retractable Transport Wheels
- Comfort Controls
- Weight: 16.2kg



Expertly Powered By
COBRA

COBRA T40B

16" Petrol Cultivator Powered by B&S

With exceptional performance and style, the Cobra T40B Cultivator is powered by a Briggs & Stratton 500E series engine has a tilling width of 16" and 4 high quality steel tines.



Specification

- B&S 500E Series Engine
- 140cc Displacement
- 40cm / 16" Tilling Width
- 3600min-1 Rated Speed
- 280mm Blade Diameter
- 250mm Tilling Depth
- 4 Steel Tines
- Ergonomic Controls



COBRA T60RB

24" Petrol Cultivator Powered by B&S

The Cobra T60RB Cultivator is powered by a Briggs & Stratton 850E Series Ready Start engine, has a tilling width of 24" and 6 high quality steel blades. The T60RB also has a reverse gear and crop protectors.

Specification

- B&S 850E Series Ready Start
- 190cc Displacement
- 60cm / 24" Tilling Width
- 3600min-1 Rated Speed
- 280mm Blade Diameter
- 250mm Tilling Depth
- 6 Steel Tines
- Reverse Gear



READYSTART



COBRA Lawncare Range

13" - 14" Electric Powered Scarifiers



Single Lever Height of Cut

1 -10mm - +10mm Working Depths

The Cobra S32E has 5 working heights ranging from -10mm up to +10mm and the S36E has 4 adjustable working heights ranging from -10mm up to +5mm for tackling your grass.

All this is achieved by simply using the single working height adjustment lever. Depending on the depth that you would like to scarify, you can easily and efficiently adjust the cutting height to suit.



Combined Blade System

2 2-in-1 Blade System

The Cobra S36E electric Scarifier comes with a 2-in-1 - scarify and rake - combined blade system which has both blades and tines together on one drum for taking care of your lawn.

Scarifying is a process that's best described as a mechanical raking of the lawn. The main purpose is to remove thatch, moss and dead vegetation.




Aerating / Scarifying Drums

3 Aerating Blade / Scarifying Tine

The main reason for aerating is to alleviate soil compaction. Compacted soil has too many solid particles in a certain volume or space, which prevents proper circulation of air, water and nutrients within the soil.

The Cobra scarifying drum has a series of sharp tines that rotate at high speed and cut into the turf in a vertical manner.





NEW COBRA SA32E

13" Scarifier with 1300W Powerful Motor

The Cobra SA32E is a robust electric scarifier with a 1300W motor. It has two cylinders as standard – scarifier with blades and aerator with spring tines. The working depth is set using a single lever and you can select from four positions in the range -9 to +4mm. The scarifier also comes with a 30ltr textile grass catcher.



Specification

- 1300W Rated Power
- 240V-50Hz Rated Voltage
- 32cm / 13" Working Width
- -9mm - +4mm Working Depth
- 4 Height Adjustment Settings
- 30ltr Grass Bag Capacity
- Aerating 12 Blade Drum
- Scarifying 36 Tine Drum

Height Adjustment Lever

-9mm - +4mm Working Depth

By simply using the single working depth adjustment lever, you can easily and efficiently adjust the cutting height to suit.

The Cobra SA32E has working depths ranging from -9mm up to +4mm for tackling your grass.



Comfort, Balance and Control

Ergonomic Positioned Controls

The Cobra SA32E has been designed to make scarifying & aerating a simple and effortless task.

The ergonomically positioned controls not only make operator use more comfortable, but more importantly, make using your Cobra Scarifier safe.




Aerating & Scarifying Drums

Aerating Blade / Scarifying Tine

With both aerating & scarifying drums included, the Cobra SA32E is the complete package for lawn maintenance.

The aerating drum is ideal for slitting the lawn to allow proper circulation whereas the scarifying drum helps remove moss and thatch.





COBRA S32E

13" Electric Powered Scarifier / Aerator

The Cobra S32E powered Scarifier / Lawn Raker comes with a powerful 1300W motor and has a full 13" working width. The S32E comes with an aerating blade drum and a scarifying tine drum.

Specification

- 1300W Rated Power
- 230V-50Hz Rated Voltage
- 32cm / 13" Working Width
- -10mm - +10mm Working Depth
- 5 Height Adjustment Settings
- 30ltr Grass Bag Capacity
- Aerating Blade Drum
- Scarifying Tine Drum



COBRA S36E

14" Electric Powered Scarifier / Lawn Raker

With its powerful 1800W motor and full 14" working width, the Cobra S36E is fully equipped to gently remove any damaging moss or thatch. Comes with a combined blade and tine drum for ultimate versatility.

Specification

- 1800W Rated Power
- 230V-50Hz Rated Voltage
- 36cm / 14" Working Width
- -10mm - +5mm Working Depth
- 4 Height Adjustment Settings
- 40ltr Grass Bag Capacity
- 2 in 1 Blade System
- 10m Cable Length



COBRA Lawncare Range

15" Petrol Powered Scarifiers



Powerful Engines

1 Briggs & Stratton & Honda

Powered by Briggs & Stratton and Honda engines the Cobra petrol Scarifiers incorporate the latest engine design technologies ensuring optimal torque and efficiency, resulting in lower emissions.

Ideal for Cobra Scarifiers, these easy starting engines pack a punch.



Comfort, Safety and Control

2 Ergonomic Controls

The petrol Scarifiers have been designed to make scarifying your lawn a simple and effortless task. The ergonomically positioned controls not only make operator use more comfortable, but more importantly, make using Cobra Scarifiers as safe as possible.

3 16 Fixed Steel Blades

The Cobra petrol Scarifiers both come equipped with 16 fixed steel blades.



Large Capacity Grass Bag

4 45ltr Grass Bag Capacity

Equipped with a 45ltr fabric grass bag, ideal for collecting large amounts of garden waste before the need for emptying.

Made from a robust, high quality fabric that enables a strong free flow of air, which means that garden waste collection on these machines is even more compact.



COBRA S390B

15" Petrol Scarifier Powered by B&S

The S390B's powerful Briggs & Stratton 550 series engine drives the 16 steel blades that will delicately but effectively tease-out any moss or thatch that may have accumulated on the surface.

Specification

- B&S 550 Series Engine
- 38cm / 15" Working Width
- 0 - 10mm Working Height
- 16 Steel Blades
- Hand Propelled
- 45ltr Grass Bag Capacity
- 127cc Displacement
- Weighs 33kg



The S390B has working heights ranging from 0 - 10mm.



The Cobra S390B petrol Scarifier comes equipped with 16 fixed steel blades.



Powered by a Briggs & Stratton engine incorporating the latest design technology.

COBRA S390H

15" Petrol Scarifier Powered by Honda

The Cobra S390H petrol Scarifier is powered by a Honda GP160 engine and has a full 15" working width. The S390H comes with 16 fixed blades for the most complete scarifying experience.

Specification

- Honda GP160 Engine
- 38cm / 15" Working Width
- 0 - 10mm Working Height
- 16 Steel Blades
- Hand Propelled
- 45ltr Grass Bag Capacity
- 135cc Displacement
- Weighs 33kg



The Honda GP160 petrol engine offers a quiet, yet powerful and lightweight combination.



The S390H has working heights ranging from 0 - 10mm.



The Cobra S390H petrol Scarifier comes equipped with 16 fixed steel blades.



COBRA GCT200P

200kg Tipping Hand Cart

Move garden debris around your garden with ease using the high-quality Cobra GCT200P Tipping Hand Cart. The GCT200P is equipped with a tipping mechanism and 200kg max capacity.

Specification

- 200kg Max. Capacity
- Easy Lifting / Tipping System
- 10" Pneumatic Tyres
- Hand Propelled
- Heavy Duty Plastic Body
- Soft Grip Towable Handle
- Steel Frame
- 1090 (L) x 600 (W) x 600 mm



NOW WITH TOWABLE HANDLE



COBRA GCT300

300kg Hand Cart with Drop Down Sides

The Cobra GCT300 Hand Cart has a 300kg capacity and is complete with mesh drop down sides. It has steering to the front wheels which also have 4 pneumatic tyres with bearings.

Specification

- 300kg Max. Capacity
- Turntable Steering
- 10" Pneumatic Tyres
- Hand Propelled
- Wheel Bearings
- 4 Hinged Drop Sides
- Steel / Mesh Body
- Soft Grip Towable Handle



NOW WITH TOWABLE HANDLE



COBRA GCT320HD

320kg Hand Cart with Drop Down Sides

The GCT320HD comes equipped with 13" pneumatic tyres which help provide stability on rough and uneven areas. The Cobra GCT320HD Hand Cart has a 320kg capacity and is complete with mesh drop down sides.

Specification

- 320kg Max. Capacity
- 13" Pneumatic Tyres
- Wheel Bearings
- Steel / Mesh Body
- Turntable Steering
- Hand Propelled
- 4 Hinged Drop Sides
- Soft Grip Towable Handle



NOW WITH TOWABLE HANDLE

COBRA GCT300MP

300kg Tipping Hand Cart

The Cobra GCT300MP Hand Cart has a 300kg capacity and is complete with tipping facility. It has turntable steering to the front wheels and 4 13" pneumatic tyres with bearings.

Specification

- 300kg Max. Capacity
- 13" Pneumatic Tyres
- Wheel Bearings
- Plastic / Mesh Body
- Turntable Steering
- Hand Propelled
- Tipping Facility
- Soft Grip Towable Handle



COBRA GTT400HD

300kg Tow / Push Garden Cart

With exceptional performance and style, the Cobra GTT400HD Garden Cart has 16" pneumatic tyres for off road, a poly plastic body and can either be towed or hand propelled.

Specification

- 300kg Max. Capacity
- 16" Pneumatic Tyres
- Wheel Bearings
- Poly Plastic Body
- Towed or Hand Propelled
- Solid Steel Axle
- Weighs 31kg
- 1220 (L) x 930 (W) x 300 mm (H)



NOW WITH TOWABLE HANDLE

COBRA GTT450

250kg Solid Sided Tractor Trailer

The Cobra GTT450 Trailer has 16" tyres for off-road use, a 250kg solid sided capacity and can be towed by the majority of garden tractors with towing capabilities.

Specification

- 250kg Max. Capacity
- Hinged Drop Sides
- 16" Tyres
- Quality Design
- Towed
- Durable Construction
- Steel / Solid Sided Construction
- Weighs 50kg



Hand Carts Overview



GCT200P



GCT300



GCT320HD



GCT300MP

| | GCT200P | GCT300 | GCT320HD | GCT300MP |
|-------------------------|--------------------------|--------------------------|--------------------------|--------------------------|
| Maximum Capacity: | 200kg | 300kg | 320kg | 300kg |
| Tyre Size: | 10" | 10" | 13" | 13" |
| Pneumatic Tyres: | ✓ | ✓ | ✓ | ✓ |
| Body: | Plastic | Steel / Mesh | Steel / Mesh | Plastic / Steel / Mesh |
| Towed / Hand Propelled: | Towable / Hand Propelled | Towable / Hand Propelled | Towable / Hand Propelled | Towable / Hand Propelled |
| Hinged Drop Sides: | ✗ | ✓ | ✓ | ✓ |

Trailers Overview



GTT450



GTT400HD

| | GTT450 | GTT400HD |
|--------------------|--------|-------------------------|
| Maximum Capacity: | 250kg | 300kg |
| Tyre Size: | 16" | 16" |
| Pneumatic Tyres: | ✓ | ✓ |
| Body: | Steel | Poly Plastic |
| Towed / Hand Push: | Towed | Towed or Hand Propelled |
| Hinged Drop Sides: | ✓ | ✗ |
| Weight: | 50kg | 31kg |



COBRA HS30

30kg Drop Spreader

The simple but highly effective HS30 hand push drop spreader from Cobra enables you to apply your chosen spread quickly, evenly and efficiently.

Specification

- 30kg Max. Capacity
- Heavy Duty Polymer Hopper
- Steel Tube Frame
- Heavy Duty Polymer Wheels
- Hand Push
- Corrosion Free Hopper
- Lightweight
- Fingertip Cable Control



COBRA TS45

80lb Tow Spreader with Poly Hopper

Whether you are seeding, weeding or feeding your lawn, the TS45 with 80lb capacity is the tool for the job. The Cobra TS45 tow Spreader has been designed for easy operation and exceptional coverage.

Specification

- 80lb / 45ltr Max. Capacity
- 8 - 10ft Spread Pattern
- 13x5" Pneumatic Tyres
- Towed
- Precision Rate Settings
- Steel Tube Frame
- Corrosion Free Poly Hopper
- Weighs 10kg



COBRA HS45

80lb Push Spreader with Poly Hopper

The Cobra HS45 push Spreader has been designed for easy operation and exceptional spreading coverage. With its 80lb capacity, robust steel frame and poly hopper the HS45 will tackle most jobs.

Specification

- 80lb / 45ltr Max. Capacity
- 8 - 10ft Spread Pattern
- 13x5" Pneumatic Tyres
- Hand Push
- Precision Rate Settings
- Steel Tube Frame
- Corrosion Free Poly Hopper
- Weighs 5.9kg



COBRA Lawncare Range

1500W & 3000W Electric Powered Log Splitters



Includes a 4-Way Splitter

1 4-Way Splitter Included

The Cobra LS520H horizontal Log Splitter and the Cobra LS600V vertical Log Splitter both include a 4-way splitter.

This wedge speeds up the splitting of larger logs and makes firewood more manageable by cutting logs into 4 pieces with one stroke.



Comfort, Safety and Control

2 Ergonomic Controls

The Cobra LS600V electric Log Splitter has been designed to make splitting your firewood a simple and effortless task.

The ergonomically positioned controls not only make operator use more comfortable, but more importantly, make using your Cobra Log Splitter as safe as possible.



Additional Features

3 Transport Wheels

The LS520H electric Log Splitter comes complete with a stand and transport wheels for easily moving to and from different areas of your garden.

Transport wheels eliminate the need for heavy lifting and make the LS520H a pleasure to use.





COBRA LS600V

3000W Vertical Log Splitter

The Cobra LS600V Vertical Log Splitter features a 3000W motor and has a splitting force of 6 tonnes. It splits logs up to 30cm in diameter and includes a 4-way splitter.



Specification

- 3000W Motor
- 6 Tonne Split Force
- 30cm Max. Log Diameter
- 4-way Splitter Included
- Adjustable Baseplate
- Gripping Jaws
- Transport Wheels
- Ergonomic Controls



COBRA LS520H

1500W Log Splitter

With its 1500W powerful motor and 5.5 tonnes of splitting force, the Cobra LS520H is capable of handling most domestic log splitting tasks. It couldn't be easier to use splitting logs up to 25cm in diameter.

Specification

- 1500W Motor
- 5.5 Tonne Split Force
- 25cm Max. Log Diameter
- 4-Way Splitter Included
- Carry Handle
- Transport Wheels
- Supplied with Stand
- Ergonomic Controls



COBRA LR40

20" Garden Roller

The Cobra LR40 Garden Roller has been designed for easy operation and to create a beautiful finish. The 50cm / 20" roller drum can be filled with either sand or water and has folding handles.

Specification

- 120kg (Sand) Max. Capacity
- 72kg (Water) Max. Capacity
- 50cm / 20" Working Width
- 42cm / 16" Drum Diameter
- Full Width Scraper Bar
- Folding Handles with Soft Grip
- Drain Plug Included
- Weighs 13kg (Empty)




Comfort & Control

1 Roller with 'Soft Grip' Handle Bar

Every Cobra Garden Roller comes equipped with comfort handles to take the stress out of rolling your lawn.

The upper handles come with a "Soft Grip" feature for your increased comfort whilst rolling. The upper and lower handles can be easily folded for ease of storage.



Either Water or Sand

2 Can be Filled with Sand or Water

The Cobra LR40 Garden Roller with its one piece steel drum and drain plug has large 50cm / 20" rolling width so you can cover large areas quickly and efficiently.

The Roller can be filled with either sand to give it a weight of 120kg, or with water to give a weight of 72kg.



Large Working Width

3 50cm / 20" Working Width

The Cobra LR40 Garden Roller has a large 50cm / 20" rolling width so you can cover large areas quickly.

4 Garden Roller with Scraper Bar

The Roller is fitted with a scraper bar which prevents debris from building up on the rolling surface of the drum.





COBRA ST210

200kg Sack Trolley

With exceptional performance and style, the Cobra ST210 Sack Trolley has a maximum capacity of 200kg and features a tubular steel frame with pneumatic wheels.

Specification

- 200kg Max. Capacity
- Pneumatic Tyres
- Steel / Tubular Frame
- Fixed & Folding Baseplate Area
- Rubber Knuckle Guard
- Durable Construction
- Wheel Guards
- Quality Design



The fixed baseplate is ideal for transporting smaller items.



The folding toe is suited to carrying white goods and heavier items.



Features protective knuckle guard grips, offering an additional degree of protection.

COBRA ST250

200kg Sack Trolley


The Cobra ST250 2-in-1 Sack Trolley has a maximum capacity of 200kg and can be changed to be used as either a standard Sack Trolley or a flatbed truck within seconds.

Specification

- 200kg Max. Capacity
- Pneumatic Tyres / Castor Wheels
- Steel / Tubular Frame
- Mesh Cover
- Fixed Baseplate
- 2-in-1
- Wheel Guards
- Durable Construction



The Cobra ST250 can be used in two orientations - a flatbed truck, for those slightly wider products or a standard Sack Trolley. No more hassle of two trolleys.



The loop handle on the ST250 is set at a tilted angle providing greater leverage.

COBRA ST150

150kg Telescopic Sack Trolley

The ST150 Sack Trolley from Cobra has a maximum capacity of 150kg and features telescopic handles and a folding base plate. The durable construction makes the ST150 suitable for the toughest jobs.

Specification

- 150kg Max. Capacity
- 10" Pneumatic Tyres
- Steel / Tubular Frame
- Telescopic Handles
- Folding Baseplate
- Plastic Knuckle Guard
- Durable Construction
- Weighs 10kg (Empty)



COBRA ST200

200kg Sack Trolley

The Cobra ST200 Sack Trolley has a maximum capacity of 200kg, a tubular steel frame with 10" pneumatic tyres and is incredibly lightweight at just 12kg.

Specification

- 200kg Max. Capacity
- 10" Pneumatic Tyres
- Steel / Tubular Frame
- Loop Handle
- Durable Construction
- Quality Design
- Tilted Handle for Greater Leverage
- Weighs 12kg



Sack Trolley Range Overview

| |  |  |  |  |
|--------------------|---|---|---|---|
| | ST150 | ST200 | ST210 | ST250 |
| Max. Capacity: | 150kg | 200kg | 200kg | 200kg |
| Tyres: | 10" Pneumatic | 10" Pneumatic | Pneumatic | Pneumatic / Castor |
| Frame: | Steel / Tubular | Steel / Tubular | Steel / Tubular | Steel / Tubular |
| Telescopic Handle: | ✓ | X | X | X |
| Knuckle Guards: | ✓ | X | ✓ | X |
| Folding Baseplate: | ✓ | X | ✓ | X |
| 2-in-1: | X | X | X | ✓ |

Visit: www.cobragarden.co.uk for more information

COBRA

The Evolution in Garden Machinery

Cobra Garden products are available across the U.K. throughout a network of approved specialist dealers. Cobra Garden approved dealers have the knowledge and experience to help you purchase the correct Cobra Garden product for your requirements. The dealers will also provide expert after-sales assistance when your Cobra Garden product requires servicing.

Cobra Garden's philosophy is to remain true to their trusted values of Innovation, Quality, Reliability, Value and Customer Service. Cobra Garden work hard to ensure that they offer products and services that continue to be relevant to their customers.




COBRA

London Road
Nottingham
NG2 3HW

Tel: 0115 986 6646

Email: info@cobragarden.co.uk

Web: www.cobragarden.co.uk



Cobra Garden reserves the right to change specification and design of products described in this literature without notice. Please contact your local dealer for details.